



## INDEPENDENT AUDITORS' REPORT

To the Members of Frank Lloyd Tech Management Limited

### Opinion

We have audited the accompanying Ind AS financial statements of FRANK LLOYD TECH MANAGEMENT SERVICES LIMITED ("the Company"), which comprise the Balance Sheet as at 31<sup>st</sup> March 2021, the Statement of Profit and Loss, the statement of Cash Flows for the year, the Statement of Changes in Equity, for the year then ended, and a summary of significant accounting policies and other explanatory information ('herein referred to as 'Ind AS financial statements').

In our opinion and to the best of our information and according to the explanations given to us, the aforesaid Ind AS financial statements give the information required by the Act in the manner so required and give a true and fair view in conformity with the accounting principles generally accepted in India, of the state of affairs of the Company as at 31<sup>st</sup> March, 2021 and the profit, change in equity and its cash flows for the year ended on that date.

### Basis of Opinion

We have conducted audit in accordance with the Standards on Auditing (SAs) specified under section 143(10) of the Companies Act, 2013. Our responsibilities under those Standards are further described in the Auditor's Responsibility for the Audit of the Ind AS Financial Statements section of our report. We are independent of the Company in accordance with the Code of Ethics issued by the Institute of Chartered Accountants of India (ICAI) together with the ethical requirements that are relevant to our audit of the financial statements under the provisions of the Companies Act, 2013 and the Rules thereunder, and we have fulfilled our other ethical responsibilities in accordance with these requirements and the ICAI's Code of Ethics. We believe that the audit evidence we have obtained is sufficient and appropriate to provide a basis for our opinion.



+91 98494 08485



amreddyauditors@gmail.com  
www.amreddy.com



H.no. 106, Road no, 13A Happy Valley Road  
Banjarahills, Hyderabad - 500034.

### **Emphasis of Matter**

We draw your attention to Note 29 to the financial statements, which describe the management's assessment of the impact of the outbreak of Coronavirus (Covid-19) on the business operations of the Company. The management believes that no adjustments are required in the financial statements as it does not impact the current financial year, however, in view of the various preventive measures taken (such as complete lock-down restrictions by the Government of India, travel restrictions etc.) and highly uncertain economic environment, a definitive assessment of the impact on the subsequent periods is highly dependent upon circumstances as they evolve. Our opinion is not modified in respect of this matter.

### **Other Information**

The company's Board of Director is responsible for the other Information. The other information comprises of the information included in the Management Discussion and Analysis, Board Report including Annexure to Board's Report, Business Responsibility Report, Corporate Governance and Shareholder's information, but doesn't include the Financial Statements and our Audit Report there on.

Our opinion on the financial statements does not cover the information and we do not express any form of assurance conclusions thereon.

In connection with our audit of the financial statements, our responsibility is to read the other information and , in doing so, consider whether the other information is materially inconsistent with the financial statements or our knowledge obtained during the course of our audit or otherwise appears to be materially misstated. If, based on the work we have performed, we conclude that there is a material misstatement of this other information, we are required to report that fact. We have nothing to report in this regard.

### **Responsibility of Management and Those Charged with Governance for the Standalone Ind AS Financial Statements**

The Company's Board of Directors is responsible for the matters stated in Section 134(5) of the Companies Act, 2013 ("the Act") with respect to the preparation of these Ind AS financial statements that give a true and fair view of the financial position, financial performance and

cash flows of the Company in accordance with the accounting principles generally accepted in India, including the Indian Accounting Standards specified in the Companies (Indian Accounting Standards) Rules, 2015 (as amended) under Section 133 of the Act.

This responsibility also includes maintenance of adequate accounting records in accordance with the provision of the Act for safeguarding of the assets of the Company and for preventing and detecting frauds and other irregularities; selection and application of appropriate accounting policies; making judgments and estimates that are reasonable and prudent; and design, implementation and maintenance of adequate internal financial control, that were operating effectively for ensuring the accuracy and completeness of the accounting records, relevant to the preparation and presentation of the Ind AS financial statements that give a true and fair view and are free from material misstatement, whether due to fraud or error.

In preparing the Ind AS financial statements, management is responsible for assessing the Company's ability to continue as a going concern, disclosing, as applicable, matters related to going concern and using the going concern basis of accounting unless management either intends to liquidate the Company or to cease operations, or has no realistic alternative but to do so.

Those Board of Directors are also responsible for overseeing the Company's financial reporting process.

### **Auditor's Responsibility for the Audit of IND AS Financial Statements**

Our objectives are to obtain reasonable assurance about whether the Ind AS financial statements as a whole are free from material misstatement, whether due to fraud or error, and to issue an auditor's report that includes our opinion. Reasonable assurance is a high level of assurance, but is not a guarantee that an audit conducted in accordance with SAs will always detect a material misstatement when it exists. Misstatements can arise from fraud or error and are considered material if, individually or in the aggregate, they could reasonably be expected to influence the economic decisions of users taken on the basis of these financial statements.

As part of an audit in accordance with SAs, we exercise professional judgment and maintain professional skepticism throughout the audit. We also:

- Identify and assess the risks of material misstatement of the Ind AS financial statements, whether due to fraud or error, design and perform audit procedures responsive to those risks, and obtain audit evidence that is sufficient and appropriate to provide a basis for our opinion. The risk of not detecting a material misstatement resulting from fraud is higher than for one resulting from error, as fraud may involve collusion, forgery, intentional omissions, misrepresentations, or the override of internal control.
- Obtain an understanding of internal control relevant to the audit in order to design audit procedures that are appropriate in the circumstances. Under section 143(3)(i) of the Companies Act, 2013, we are also responsible for expressing our opinion on whether the company has adequate internal financial controls system in place and the operating effectiveness of such controls.
- Evaluate the appropriateness of accounting policies used and the reasonableness of accounting estimates and related disclosures made by management.
- Conclude on the appropriateness of management's use of the going concern basis of accounting and, based on the audit evidence obtained, whether a material uncertainty exists related to events or conditions that may cast significant doubt on the Company's ability to continue as a going concern. Our conclusions are based on the audit evidence obtained up to the date of our auditor's report. However, future events or conditions may cause the Company to cease to continue as a going concern.
- Evaluate the overall presentation, structure and content of the Ind AS financial statements, including the disclosures, and whether the Ind AS financial statements represent the underlying transactions and events in a manner that achieves fair presentation.

We communicate with those charged with governance regarding, among other matters, the planned scope and timing of the audit and significant audit findings, including any significant deficiencies in internal control that we identify during our audit.

We also provide Those Charged with Governance with a statement that we have complied with relevant ethical requirements regarding Independence and to communicate with them

the relationship and other matters that may reasonably be thought to bear on our Independence.

**Report on other legal and regulatory requirements**

1. As required by the Companies (Auditor's Report) Order, 2016, as amended ("the CARO, 2016") issued by the Central Government of India in terms of sub-section (11) of Section 143 of the Act, we give in the "Annexure A", a statement on the matters specified in the paragraph 3 and 4 of the order.
  
2. As required by Section 143 (3) of the Act, we report that:
  - (a) we have sought and obtained all the information and explanations which to the best of our knowledge and belief were necessary for the purposes of our audit;
  - (b) in our opinion proper books of account as required by law have been kept by the Company so far as it appears from our examination of those books;
  - (c) the Balance Sheet, the Statement of Profit and Loss account, the Statement of Cash Flows and the Statement of Changes in Equity dealt with by this Report are in agreement with the books of account;
  - (d) in our opinion, the aforesaid Ind AS financial statements comply with the Accounting Standards specified under Section 133 of the Act, and relevant rules issued thereunder;
  - (e) on the basis of written representations received from the directors as on 31 March 2022 taken on record by the Board of Directors, none of the directors is disqualified as on 31 March 2021 from being appointed as a director in terms of Section 164 (2) of the Act;
  - (f) with respect to the adequacy of the internal financial controls over financial reporting of the Company and the operating effectiveness of such controls, refer to our separate report in "Annexure B";

- (g) With respect to the other matters to be included in the Auditor's Report in accordance with Rule 11 of the Companies (Audit and Auditors) Rules, 2014, in our opinion and to the best of our information and according to the explanations given to us:
- i. the Company does not have any pending litigations which would impact its financial position;
  - ii. the Company does not have any long-term contracts including derivative contracts for which there were any material foreseeable losses;
  - iii. the company does not have any amounts which were required to be transferred to the Investor Education and Protection Fund.



**For A M REDDY & ASSOCIATES**  
Chartered Accountants  
Firm's Registration Number: 017225S

*M. Krishna Reddy*

**(CA KRISHNA REDDY)**  
Partner  
Membership Number: 239450  
UDIN 21239450AAAAEC8324

Place: Hyderabad  
Date: 28-05-2021

**Annexure A to the Independent Auditor's Report**

(Refer to in paragraph 1 under 'Report on Other Legal and Regulatory Requirements' section of our report of even date)

- (i) (a) The Company has maintained proper records showing full particulars, including quantitative details and situation of fixed assets.
- (b) The fixed assets were physically verified during the year by the Management in accordance with a program of verification which, in our opinion, provides for physical verification of all the fixed assets at reasonable intervals. According to the information and explanation given to us, no material discrepancies were noticed on such verification.
- (c) The Company does not have any immovable properties of freehold or leasehold land and building and hence reporting under clause (i)(c) of the CARO 2016 is not applicable.
- (ii) The Company does not have any inventory and hence reporting under clause (ii) of the CARO 2016 is not applicable.
- (iii) The Company has not granted any loans, secured or unsecured to companies, firms, Limited Liability partnerships or other parties covered in the register maintained under Section 189 of the Act.
- (iv) The Company has not granted any loans, made investments or provide guarantees and hence reporting under clause (iv) of the CARO 2016 is not applicable.
- (v) According to the information and explanations given to us, the Company has not accepted any deposit during the year. Hence the provision of Section 73 to 76 or any other relevant provisions of the companies Act, 2013, and the rules made there under, do not apply to the Company.
- (vi) The maintenance of cost records has not been specified by the Central Government under Section 148(1) of the Act.
- (vii) According to the information and explanations given to us, in respect of statutory dues:

- (a) The Company has been generally regular in depositing undisputed statutory dues, including Provident Fund, Employees' State Insurance, Goods and Services Tax, Income-tax, cess and other material statutory dues applicable to it with the appropriate authorities.
- (b) There were no undisputed amounts payable in respect of Provident Fund, Employees' State Insurance, Goods and Services Tax, Income-tax, cess and other material statutory dues in arrears as at 31 March 2021 for a period more than six months from the date they were payable
- (c) There are no dues of Goods and Services Tax and Income-tax as on 31 March 2021 on account of disputes.
- (viii) The Company has not taken any loans or borrowings from financial institutions, banks and government or has not issued any debentures. Hence reporting under clause (viii) of the CARO 2016 is not applicable to the Company.
- (ix) The Company has not raised moneys by way of initial public offer or further public offer (including debt instruments) or term loans and hence reporting under clause (ix) of the CARO 2016 is not applicable.
- (x) To the best of our knowledge and according to the information and explanations given to us, no fraud by the Company and no material fraud on the Company by its officers or employees has been noticed or reported during the year.
- (xi) In our opinion and according to the information and explanations give to us, the Company has provided managerial remuneration in accordance with the requisite approvals mandated by the provisions of Section 197 read with Schedule V to the Act.
- (xii) The Company is not a Nidhi company and hence reporting under clause (xii) of the CARO 2016 is not applicable.
- (xiii) In our opinion and according to the information and explanations given to us, the Company is in compliance with Section 188 and 177 of the Companies Act, 2013, where applicable, for all transactions with the related parties and the details of related party



transactions have been disclosed in the Ind AS financial statements as required by the applicable accounting standards.

- (xiv) During the year the Company has not made any preferential allotment or private placement of shares or fully or partly convertible debentures and hence reporting under clause (xiv) of the CARO 2016 is not applicable to the Company.
- (xv) According to the information and explanations given to us, during the year, the Company has not entered into non-cash transactions with its directors or persons connected with him and hence provisions of Section 192 of the Act are not applicable.
- (xvi) The Company is not required to be registered under Section 45-IA of the Reserve Bank of India Act 1934.



For **A M REDDY & ASSOCIATES**  
Chartered Accountants  
Firm's Registration Number: 017225S

*M. Krishna Reddy*

**(CA KRISHNA REDDY)**  
Partner  
Membership Number: 239450  
UDIN **21239450AAAAEC8324**

Place: Hyderabad

Date: 28-05-2021

**Annexure B to the Independent Auditors Report**

(Refer to in paragraph 2(f) under 'Report on Other Legal and Regulatory Requirements' section of our report of even date)

**Report On The Internal Financial Controls Under Clause (i) Of Sub-Section 3 Of Section 143 Of The Companies Act, 2013 ("the Act")**

We have audited the internal financial controls over financial reporting of FRANK LLOYD TECH MANAGEMENT SERVICES LIMITED as of 31 March, 2021 in conjunction with our audit of the Ind AS financial statements of the Company for the year ended on that date.

**Management's Responsibility for Internal Financial Controls**

The Company's management is responsible for establishing and maintaining internal financial controls based on the internal control over financial reporting criteria established by the Company considering the essential components of internal control stated in the Guidance Note on Audit of Internal Financial Controls over Financial Reporting issued by ICAI. These responsibilities include the design, implementation and maintenance of adequate internal financial controls that were operating effectively for ensuring the orderly and efficient conduct of its business, including adherence to company's policies, the safeguarding of its assets, the prevention and detection of frauds and errors, the accuracy and completeness of the accounting records, and the timely preparation of reliable financial information, as required under the Companies Act, 2013.

**Auditor's Responsibility**

Our responsibility is to express an opinion on the Company's internal financial controls over financial reporting based on our audit. We conducted our audit in accordance with the Guidance Note on Audit of Internal Financial Controls Over Financial Reporting (the "Guidance Note") and the Standards on Auditing, issued by ICAI and deemed to be prescribed under Section 143(10) of the Companies Act, 2013, to the extent applicable to an audit of internal financial controls, both applicable to an audit of Internal Financial Controls and, both issued by ICAI. Those Standards and the Guidance Note require that we comply with ethical requirements and plan and perform the audit to obtain reasonable assurance about whether adequate internal financial controls over financial reporting was established and maintained and if such controls operated effectively in all material respects.

Our audit involves performing procedures to obtain audit evidence about the adequacy of the internal financial controls system over financial reporting and their operating effectiveness. Our audit of internal financial controls over financial reporting included obtaining an understanding of internal financial controls over financial reporting, assessing the risk that a material weakness exists, and testing and evaluating the design and operating effectiveness of internal control based on the assessed risk. The procedures selected depend on the auditor's judgment, including the assessment of the risks of material misstatement of the Ind AS financial statements, whether due to fraud or error.

We believe that the audit evidence we have obtained is sufficient and appropriate to provide a basis for our audit opinion on the Company's internal financial controls system over financial reporting.

#### **Meaning Of Internal Financial Controls Over Financial Reporting**

A company's internal financial control over financial reporting is a process designed to provide reasonable assurance regarding the reliability of financial reporting and the preparation of Ind AS financial statements for external purposes in accordance with generally accepted accounting principles. A company's internal financial control over financial reporting includes those policies and procedures that (1) pertain to the maintenance of records that, in reasonable detail, accurately and fairly reflect the transactions and dispositions of the assets of the company; (2) provide reasonable assurance that transactions are recorded as necessary to permit preparation of Ind AS financial statements in accordance with generally accepted accounting principles, and that receipts and expenditures of the company are being made only in accordance with authorizations of management and directors of the company; and (3) provide reasonable assurance regarding prevention or timely detection of unauthorized acquisition, use, or disposition of the company's assets that could have a material effect on the Ind AS financial statements.


#### **Inherent Limitations Of Internal Financial Controls Over Financial Reporting**

Because of the inherent limitations of internal financial controls over financial reporting, including the possibility of collusion or improper management override of controls, material misstatements due to error or fraud may occur and not be detected. Also, projections of any evaluation of the internal financial controls over financial reporting to future periods are subject to the risk that the internal financial control over financial reporting may become inadequate because of changes in conditions, or that the degree of compliance with the policies or procedures may deteriorate.

### Opinion

In our opinion, the Company has, in all material respects, an adequate internal financial controls system over financial reporting and such internal financial controls over financial reporting were operating effectively as at March 2021, based on the internal control over financial reporting criteria established by the Company considering the essential components of internal control stated in the Guidance Note on Audit of Internal Financial Controls Over Financial Reporting issued by ICAI.

**For A M REDDY & ASSOCIATES**  
Chartered Accountants  
Firm's Registration Number: 017225S



*M. Krishna Reddy*

**(CA KRISHNA REDDY)**  
Partner  
Membership Number: 239450  
UDIN **21239450AAAAEC8324**

Place: Hyderabad  
Date : 28-05-2021

Frank Lloyd Tech Management Services Limited

CIN : U74120TG2010PLC071143

Balance Sheet as at 31 March 2021

(Rs. in Millions)

	Notes	As at 31 March 2021	As at 31 March 2020
<b>Assets</b>			
<b>Non-current assets</b>			
Property, plant and equipment	4	0.29	0.51
Other intangible assets	5	1.04	1.94
Other non-current tax assets	6	0.50	3.73
Deferred tax Asset	7	6.94	6.94
<b>Total non-current assets</b>		<b>8.77</b>	<b>13.12</b>
<b>Current assets</b>			
<b>Financial assets</b>			
Trade receivables	8	40.82	43.98
Cash and cash equivalents	9	2.61	1.54
Other current assets	10	0.76	1.74
<b>Total current assets</b>		<b>44.19</b>	<b>47.26</b>
<b>Total assets</b>		<b>52.96</b>	<b>60.38</b>
<b>Equity and liabilities</b>			
<b>Equity</b>			
Equity share capital	11	1.00	1.00
Other equity	12		
Retained earnings		(97.37)	(85.90)
Other comprehensive income		(0.77)	(0.77)
Equity component of financial instrument		57.92	57.92
<b>Total equity</b>		<b>(39.22)</b>	<b>(27.75)</b>
<b>Liabilities</b>			
<b>Non-current liabilities</b>			
<b>Financial liabilities</b>			
Borrowings	13	61.78	55.31
Provisions	14	-	1.05
<b>Total non-current liabilities</b>		<b>61.78</b>	<b>56.36</b>
<b>Current liabilities</b>			
<b>Financial liabilities</b>			
Trade payables		2.86	3.09
Other financial liabilities	15	27.45	27.45
Provisions	16	-	0.69
Other current liabilities	17	0.10	0.54
<b>Total current liabilities</b>		<b>30.41</b>	<b>31.77</b>
<b>Total liabilities</b>		<b>92.19</b>	<b>88.13</b>
<b>Total equity and liabilities</b>		<b>52.96</b>	<b>60.38</b>

The notes 1 to 29 are an integral part of the financial statements.

For A M Reddy & Associates  
Chartered Accountants  
Firm Registration No. 017225S

M.Krishna Reddy  
Partner  
Membership Number : 239450



Place : Hyderabad  
Date : 28.05.2021

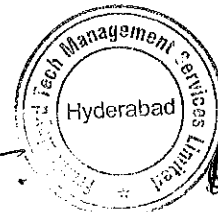
For and on behalf of the Board  
Frank Lloyd Tech Management Services Limited

Divakar Marri  
Director  
DIN : 06865376

V.Srinivas Rao  
Chief Financial Officer

P. Ravi Prasad  
Director  
DIN : 07872103

K.V.Narayan Reddy  
Chief Executive Officer



Frank Lloyd Tech Management Services Limited  
 CIN : U74120TG2010PLC071143  
 Statement of Profit and Loss for the Period ended 31 March 2021

(Rs. in Millions)


	Notes	Year ended 31 March 2021	Year ended 31 March 2020
<b>Revenue</b>			
Revenue from operations	18	-	24.53
Other income	19	1.96	0.09
<b>Total income</b>		<b>1.96</b>	<b>24.62</b>
<b>Expenses</b>			
Employee benefits expenses	20	0.47	6.59
Finance costs	21	6.56	6.33
Depreciation and amortization expense	3	1.12	1.13
Other expenses	22	5.29	8.43
<b>Total expenses</b>		<b>13.44</b>	<b>22.48</b>
<b>Profit before tax</b>		<b>(11.47)</b>	<b>2.14</b>
Current tax			-
Deferred tax		-	0.39
<b>Income tax expense</b>		<b>-</b>	<b>0.39</b>
<b>Profit for the period / year</b>		<b>(11.47)</b>	<b>1.75</b>
<b>Other comprehensive income</b>			
<b>Items that will not be reclassified subsequently to profit or loss</b>			
Remeasurements of defined benefit liability (asset)		-	0.05
Income tax relating to items that will not be reclassified to profit or loss		-	(0.01)
<b>Other comprehensive income for the period / year, net of taxes</b>			<b>0.04</b>
<b>Total comprehensive income for the period / year</b>		<b>(11.47)</b>	<b>1.79</b>
<b>Earnings per share</b>			
Basic earnings per share (Rs.)		(114.74)	17.50
Diluted earnings per share (Rs.)		(114.74)	17.50

The notes 1 to 29 are an integral part of the financial statements.

For A M Reddy & Associates  
 Chartered Accountants  
 Firm Registration No. 017225S

*M. Krishna Reddy*

M. Krishna Reddy  
 Partner  
 Membership Number : 239450



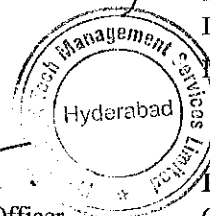
Place : Hyderabad  
 Date : 28.05.2021

For and on behalf of the Board  
 Frank Lloyd Tech Management Services Limited

*Divakar Marri*

Divakar Marri  
 Director  
 DIN : 06865376

*V. Srinivas Rao*  
 Chief Financial Officer



*P. Ravi Prasad*

P. Ravi Prasad  
 Director  
 DIN : 07872103

*K.V. Narayan Reddy*  
 Chief Executive Officer

**Frank Lloyd Tech Management Services Limited**  
**CIN : U74120TG2010PLC071143**  
**Statement of Cash Flows for the Year ended 31 March 2020**


(Rs. in Millions)


	Year ended 31 March 2021	Year ended 31 March 2020
<b>Cash flows from operating activities</b>		
Loss for the year (before tax)	(11.47)	2.14
Adjustments for:		
Depreciation and amortisation	1.12	1.13
Interest expense	1.03	1.38
	<b>(9.33)</b>	<b>4.65</b>
Working capital adjustments:		
(Increase) in trade receivables	3.16	(2.49)
(Increase)/ decrease in other assets	4.21	0.63
Increase in provisions	(1.74)	0.27
Increase/ (decrease) in trade payables	(0.23)	(6.90)
Increase/ (decrease) in other liabilities	(0.44)	(1.44)
<b>Cash used in operations</b>	<b>(4.37)</b>	<b>(5.28)</b>
Income tax paid (net)	-	-
<b>Net cash from operating activities (A)</b>	<b>(4.37)</b>	<b>(5.28)</b>
<b>Cash flows from investing activities</b>		
Purchase of property, plant and equipment and intangible assets	-	-
(Increase)/ Decrease in Assets under development	-	-
<b>Net cash used in investing activities (B)</b>	<b>-</b>	<b>-</b>
<b>Cash flows from financing activities</b>		
Proceed from borrowings	6.47	6.85
Interest paid	(1.03)	(1.38)
<b>Net cash used in financing activities (C)</b>	<b>5.44</b>	<b>5.47</b>
<b>Net decrease in cash and cash equivalents (A+B+C)</b>	<b>1.08</b>	<b>0.19</b>
Cash and cash equivalents as at the beginning of the year	1.54	1.35
<b>Cash and cash equivalents as at the end of the year</b>	<b>2.61</b>	<b>1.54</b>

The notes 1 to 29 are an integral part of the financial statements.

In terms of our report attached.

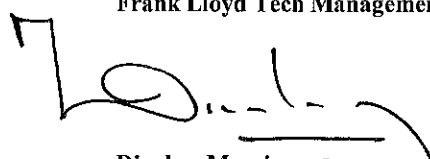
**For A M Reddy & Associates**  
Chartered Accountants  
Firm Registration No. 017225S


  
**M. Krishna Reddy**  
Partner  
Membership Number : 239450





Place : Hyderabad  
Date : 28.05.2021

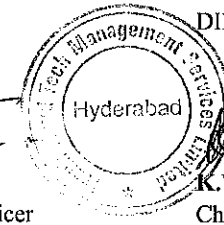
For and on behalf of the Board  
**Frank Lloyd Tech Management Services Limited**

  
**Divakar Marri**  
Director  
DIN : 06865376

  
**P. Ravi Prasad**  
Director  
DIN : 07872103

  
**V. Srinivasa Rao**  
Chief Financial Officer

  
**K.V. Narayan Reddy**  
Chief Executive Officer



Frank Lloyd Tech Management Services Limited  
CIN : U74120TG2010PLC071143  
Statement of changes in equity

a. Equity share capital

	(Rs. in Millions)
Balance as at 1 April 2019	1.00
Changes in equity share capital during the year	-
<b>Balance as at the 31 March 2020</b>	<b>1.00</b>
Changes in equity share capital during the year	-
<b>Balance as at the 31 March 2021</b>	<b>1.00</b>

b. Other equity

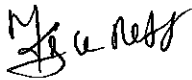
(Rs. in Millions)

	Reserves and surplus	Equity component of compound financial instruments	Items of Other comprehensive income Remeasurements of the net defined benefit Plans	Total
	Retained earnings			
Balance at 1 April 2019	(87.65)	57.92	(0.81)	(30.54)
Profit or loss	1.75	-	-	1.75
Other comprehensive income (net of tax)	-	-	0.04	0.04
<b>Total comprehensive income</b>	<b>1.75</b>	<b>-</b>	<b>0.04</b>	<b>1.79</b>
Transactions with owners, recorded directly in equity	-	-	-	-
<b>Balance at 31 March 2020</b>	<b>(85.90)</b>	<b>57.92</b>	<b>(0.77)</b>	<b>(28.75)</b>
Profit or loss	(11.47)	-	-	(11.47)
Other comprehensive income (net of tax)	-	-	-	-
<b>Total comprehensive income</b>	<b>(11.47)</b>	<b>-</b>	<b>-</b>	<b>(11.47)</b>
Transactions with owners, recorded directly in equity	-	-	-	-
<b>Balance at 31 March 2021</b>	<b>(97.37)</b>	<b>57.92</b>	<b>(0.77)</b>	<b>(40.22)</b>


The notes 1 to 29 are an integral part of the financial statements.

In terms of our report attached.

For A M Reddy & Associates  
Chartered Accountants  
Firm Registration No. 017225S

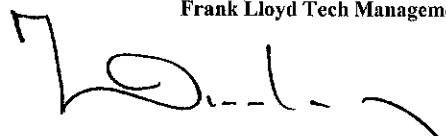


M. Krishna Reddy  
Partner  
Membership Number : 239450



Place : Hyderabad  
Date : 28.05.2021

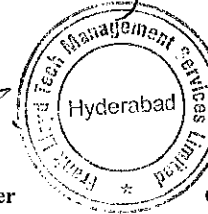
For and on behalf of the Board  
Frank Lloyd Tech Management Services Limited



Divakar Marri  
Director  
DIN : 06865376




V. Srinivasa Rao  
Chief Financial Officer





P. Ravi Prasad  
Director  
DIN : 07872103



K.V. Narayan Reddy  
Chief Executive Officer



**Frank Lloyd Tech Management Services Limited**  
**Notes to the financial statements for the year ended 31 March 2021**

**1. Reporting entity**

Frank Lloyd Tech Management Limited (the 'Company') is a company domiciled in India, with its registered office situated at Ramky Grandiose, 15th Floor, Sy No 136/2 & 4, Gachibowli, Hyderabad, Telangana.

The Company is a Special Purpose Vehicle ('SPV') formed to undertake and provide the various management and information technology services. The Company was originally incorporated as a Private Limited Company and was converted into Public Limited Company on 30 March 2012.

**2. Basis of preparation**

**A. Statement of compliance**

These financial statements have been prepared in accordance with Indian Accounting Standards (Ind AS) as per the Companies (Indian Accounting Standards) Rules, 2015 notified under Section 133 of Companies Act, 2013, (the 'Act') and other relevant provisions of the Act.

The financial statements were authorized for issue by the Company's Board of Directors on 28.05.2021.

Details of the Company's accounting policies are included in Note 3.

**B. Functional and presentation currency**

These financial statements are presented in Indian Rupees (INR), which is also the Company's functional currency. All amounts have been rounded-off to the nearest Millions, unless otherwise indicated.

**C. Basis of measurement**

The financial statements have been prepared on the historical cost basis except for the following items:

<b>Items</b>	<b>Measurement Basis</b>
Certain financial assets and liabilities	Fair value
Net defined benefit (asset)/ liability	Present value of defined benefit obligations

**D. Use of estimates and judgment**

In preparing these financial statements, management has made judgments, estimates and assumptions that affect the application of accounting policies and the reported amounts of assets, liabilities, income and expenses. Actual results may differ from these estimates.

Estimates and underlying assumptions are reviewed on an ongoing basis. Revisions to accounting estimates are recognized prospectively.

**Frank Lloyd Tech Management Services Limited**  
**Notes to the financial statements for the year ended 31 March 2021**

***Judgments***

Information about judgments made in applying accounting policies that have the most significant effects on the amounts recognized in the financial statements is included in the following notes:

- Note 3(i)(ii) – realization of deferred tax assets

***Assumptions and estimation uncertainties***

Information about assumptions and estimation uncertainties that have a significant risk of resulting in a material adjustment in the year ended 31 March 2018 is included in the following notes:

- Note 3(d)(ii) – impairment test of non-financial assets;
- Note 3(i)(ii) – recognition of deferred tax assets: availability of future taxable profit against which tax losses carried forward can be used;
- Note 26 – measurement of defined benefit obligations: key actuarial assumptions;
- Notes 3(f) and 3(l) – recognition and measurement of provisions and contingencies: key assumptions about the likelihood and magnitude of an outflow of resources;
- Note 3(d)(i) – impairment of financial assets.

**E. Measurement of fair values**

A number of the Company's accounting policies and disclosures require the measurement of fair values, for both financial and non-financial assets and liabilities.

Fair values are categorised into different levels in a fair value hierarchy based on the inputs used in the valuation techniques as follows.

Level 1: quoted prices (unadjusted) in active markets for identical assets or liabilities.

Level 2: inputs other than quoted prices included in Level 1 that are observable for the asset or liability, either directly (i.e. as prices) or indirectly (i.e. derived from prices).

Level 3: inputs for the asset or liability that are not based on observable market data (unobservable inputs).

When measuring the fair value of an asset or a liability, the Company uses observable market data as far as possible. If the inputs used to measure the fair value of an asset or a liability fall into different levels of the fair value hierarchy, then the fair value measurement is categorized in its entirety in the same level of the fair value hierarchy as the lowest level input that is significant to the entire measurement.

The Company recognizes transfers between levels of the fair value hierarchy at the end of the reporting period during which the change has occurred.

Further information about the assumptions made in measuring fair values is included in the following notes:

- Note 3(a) and 27 – financial instruments;

### 3. Significant accounting policies

#### a. Financial instruments

##### *Non-derivative financial instruments*

All financial instruments are recognized initially at fair value. Transaction costs that are attributable to the acquisition of the financial asset (other than financial assets recorded at fair value through profit or loss) are included in the fair value of the financial assets. While, loans and borrowings and payable are recognized net of directly attributable transactions costs.

For the purpose of subsequent measurement, financial instruments of the Company are classified in the following categories: non-derivative financial assets at amortized cost; non derivative financial liabilities at amortized cost.

The classification of financial instruments depends on the objective of the business model for which it is held. Management determines the classification of its financial instruments at initial recognition.

##### *Non- derivative financial assets*

Financial assets are initially measured at fair value plus transaction costs and subsequently carried at amortized cost using the effective interest method, less any impairment loss.

The company's financial assets include, cash and cash equivalents and trade receivables.

##### *Non-derivative financial liabilities*

Financial liabilities at amortized cost are initially recognized at fair value, and subsequently carried at amortized cost using the effective interest method.

The company has the following financial liabilities: redeemable preference shares, trade and other payables including deposits collected from various parties.

##### *Offsetting*

Financial assets and financial liabilities are offset and the net amount presented in the balance sheet when, and only when, the Company currently has a legally enforceable right to set off the amounts and it intends either to settle them on a net basis or to realise the asset and settle the liability simultaneously.

#### b. Property, plant and equipment

##### *i. Recognition and measurement*

Items of property, plant and equipment are measured at cost, which includes capitalised borrowing costs, less accumulated depreciation and accumulated impairment losses, if any

Cost of an item of property, plant and equipment comprises its purchase price, including import duties and non-refundable purchase taxes, after deducting trade discounts and rebates, any directly attributable cost of bringing the item to its working condition for its intended use and estimated costs of dismantling and removing the item and restoring the site on which it is located.

The cost of a self-constructed item of property, plant and equipment comprises the cost of materials and direct labor, any other costs directly attributable to bringing the item to working condition for its intended use, and estimated costs of dismantling and removing the item and restoring the site on which it is located.

**Frank Lloyd Tech Management Services Limited**  
**Notes to the financial statements for the year ended 31 March 2021**

If significant parts of an item of property, plant and equipment have different useful lives, then they are accounted for as separate items (major components) of property, plant and equipment.  
Any gain or loss on disposal of an item of property, plant and equipment is recognised in profit or loss.

**ii. Subsequent expenditure**

Subsequent expenditure is capitalised only if it is probable that the future economic benefits associated with the expenditure will flow to the Company.

**iii. Depreciation**

The estimated useful lives of items of property, plant and equipment for the current and comparative periods are as follows:

<b>Asset</b>	<b>Management estimate of useful life</b>	<b>Useful life as per Schedule II</b>
Office equipment	5 years	5 years
Computer equipment	3 years	3 years

Depreciation method, useful lives and residual values are reviewed at each financial year-end and adjusted if appropriate. Based on technical evaluation and consequent advice, the management believes that its estimates of useful lives as given above best represent the period over which management expects to use these assets.

Depreciation on additions (disposals) is provided on a pro-rata basis i.e. from (up to) the date on which asset is ready for use (disposed of).

**c. Intangible assets**

**i. Other intangible assets**

**Computer software**

Other intangible assets are initially measured at cost. Directly attributable costs that are capitalised as part of the software include employee costs and an appropriate portion of relevant overheads. Such intangible assets are subsequently measured at cost less accumulated amortisation and any accumulated impairment losses.

**ii. Subsequent expenditure**

Subsequent expenditure is capitalized only when it increases the future economic benefits embodied in the specific asset to which it relates.

**iii. Amortisation**

The Company amortizes Computer software with a useful life of 3 -5 years using the straight-line method.

Amortisation method, useful life and residual value are reviewed at the end of each financial year and adjusted if appropriate.

**d. Impairment**

***i. Impairment of financial instruments***

In accordance with Ind-AS 109, the Company applies Expected Credit Loss (ECL) model for measurement and recognition of impairment loss on the following financial assets and credit risk exposure:

- Financial assets that are debt instruments, and are measured at amortised cost e.g., loans, debt securities, deposits, and bank balance.
- Trade receivables.

The Company follows 'simplified approach' for recognition of impairment loss allowance on trade receivables which do not contain a significant financing component. The application of simplified approach does not require the company to track changes in credit risk. Rather, it recognises impairment loss allowance based on lifetime ECLs at each reporting date, right from its initial recognition.

***Measurement of expected credit losses***

Expected credit losses are a probability weighted estimate of credit losses. Credit losses are measured as the present value of all cash shortfalls (i.e. the difference between the cash flows due to the Company in accordance with the contract and the cash flows that the Company expect to receive).

***Presentation of allowance for expected credit losses in the Balance Sheet***

Loss allowances for financial assets measured at amortised cost are deducted from the gross carrying amount of the assets.

***Write-off***

The gross carrying amount of a financial asset is written off (either partially or in full) to the extent that there is no realistic prospect of recovery. This is generally the case when the Company determines that the debtor does not have assets or sources of income that could generate sufficient cash flows to repay the amounts subject to the write-off. However, financial assets that are written off could still be subject to enforcement activities in order to comply with the Company's procedures for recovery of amounts due.

***ii. Impairment of non-financial assets***

The Company's non-financial assets, other than deferred tax assets are reviewed at each reporting date to determine whether there is any indication of impairment. If any such indication exists, then the asset's recoverable amount is estimated.

For impairment testing, assets that do not generate independent cash inflows are grouped together into cash-generating units (CGUs). Each CGU represents the smallest group of assets that generates cash inflows that are largely independent of the cash inflows of other assets or CGUs.

The recoverable amount of a CGU (or an individual asset) is the higher of its value in use and its fair value less costs to sell. Value in use is based on the estimated future cash flows, discounted to their present value using a pre-tax discount rate that reflects current market assessments of the time value of money and the risks specific to the CGU (or the asset).

An impairment loss is recognised if the carrying amount of an asset or CGU exceeds its estimated recoverable amount. Impairment losses are recognised in the statement of profit and loss. Impairment loss recognised in respect of a CGU is allocated first to reduce the carrying amount of any goodwill allocated to the CGU, and then to reduce the carrying amounts of the other assets of the CGU (or group of CGUs) on a pro rata basis.

**e. Revenue recognition**

The Company recognises revenue when the amount of revenue can be reliably measured and it is probable that future economic benefits will flow to the entity. Revenue is measured at the fair value of the consideration received or receivable.

Revenue from consulting services is recognised in the accounting period in which the services are rendered. Estimates of revenues, costs or extent of progress toward completion are revised if circumstances change. Any resulting increases or decreases in estimated revenues or costs are reflected in profit or loss in the period in which the circumstances that give rise to the revision become known by management.

**f. Employee benefits**

***i. Short-term employee benefits***

Short-term employee benefit obligations are measured on an undiscounted basis and are expensed as the related service is provided. A liability is recognised for the amount expected to be paid e.g., under short-term cash bonus, if the Company has a present legal or constructive obligation to pay this amount as a result of past service provided by the employee, and the amount of obligation can be estimated reliably.

***ii. Defined contribution plans***

A defined contribution plan is a post-employment benefit plan under which an entity pays fixed contributions into a separate entity and will have no legal or constructive obligation to pay further amounts. The Company makes specified monthly contributions towards Government administered provident fund scheme. Obligations for contributions to defined contribution plans are recognised as an employee benefit expense in profit or loss in the periods during which the related services are rendered by employees. Prepaid contributions are recognized as an asset to the extent that a cash refund or a reduction in future payments is available.

***iii. Defined benefit plans***

A defined benefit plan is a post-employment benefit plan other than a defined contribution plan. The Company's net obligation in respect of defined benefit plans is calculated separately for each plan by estimating the amount of future benefit that employees have earned in the current and prior periods and discounting that amount.

The calculation of defined benefit obligation is performed annually by a qualified actuary using the projected unit credit method. When the calculation results in a potential asset for the Company, the recognised asset is limited to the present value of economic benefits available in the form of any future refunds from the plan or reductions in future contributions to the plan ("the asset ceiling"). In order to calculate the present value of economic benefits, consideration is given to any minimum funding requirements.

Remeasurements of the net defined benefit liability, which comprise actuarial gains and losses, the return on plan assets (excluding interest) and the effect of the asset ceiling (if any, excluding interest), are recognised in OCI. The Company determines the net interest expense (income) on the net defined benefit liability (asset) for the period by applying the discount rate used to measure the defined benefit obligation at the beginning of the annual period to the then-net defined benefit liability (asset), taking into account any changes in the net defined benefit liability (asset) during the period as a result of contributions and benefit payments. Net interest expense and other expenses related to defined benefit plans are recognised in profit or loss.

**Frank Lloyd Tech Management Services Limited**  
**Notes to the financial statements for the year ended 31 March 2021**

When the benefits of a plan are changed or when a plan is curtailed, the resulting change in benefit that relates to past service ('past service cost' or 'past service gain') or the gain or loss on curtailment is recognised immediately in profit or loss. The Company recognises gains and losses on the settlement of a defined benefit plan when the settlement occurs.

***iv. Compensated absences:***

Accumulated leave, which is expected to be utilised within the next 12 months, is treated as short-term employee benefit and the accumulated leave expected to be carried forward beyond twelve months, as long-term employee benefit for measurement purposes. The Company records an obligation for such compensated absences in the period in which the employee renders the services that increase this entitlement. The obligation is measured on the basis of independent actuarial valuation using the projected unit credit method.

**g. Provisions (other than employee benefits)**

A provision is recognised if, as a result of a past event, the Company has a present legal or constructive obligation that can be estimated reliably, and it is probable that an outflow of economic benefits will be required to settle the obligation.

**h. Recognition of interest income or expense**

Interest income or expense is recognised using the effective interest method.

The 'effective interest rate' is the rate that exactly discounts estimated future cash payments or receipts through the expected life of the financial instrument to:

- the gross carrying amount of the financial asset; or
- the amortised cost of the financial liability

In calculating interest income and expense, the effective interest rate is applied to the gross carrying amount of the asset or to the amortised cost of the liability.

**i. Income tax**

Income tax comprises of current and deferred tax. It is recognized in profit or loss except to the extent that it relates to an item recognized directly in equity or in other comprehensive income.

***i. Current tax***

Current tax comprises the expected tax payable or receivable on the taxable income or loss for the year and any adjustment to the tax payable or receivable in respect of previous years. The amount of current tax reflects the best estimate of the tax amount expected to be paid or received after considering the uncertainty, if any, related to income taxes. It is measured using tax rates (and tax laws) enacted or substantively enacted by the reporting date.

Current tax assets and current tax liabilities are offset only if there is a legally enforceable right to set off the recognised amounts, and it is intended to realise the asset and settle the liability on a net basis or simultaneously.

***ii. Deferred tax***

Deferred tax is recognised in respect of temporary differences between the carrying amounts of assets and liabilities for financial reporting purposes and the corresponding amounts used for taxation purposes. Deferred tax is also recognised in respect of carried forward tax losses and tax credits.

**Frank Lloyd Tech Management Services Limited**  
**Notes to the financial statements for the year ended 31 March 2021**

Deferred tax assets are recognised to the extent that it is probable that future taxable profits will be available against which they can be used. The existence of unused tax losses is strong evidence that future taxable profit may not be available. Therefore, in case of a history of recent losses, the Company recognises a deferred tax asset only to the extent that it has sufficient taxable temporary differences or there is convincing other evidence that sufficient taxable profit will be available against which such deferred tax asset can be realised. Deferred tax assets – unrecognised or recognised, are reviewed at each reporting date and are recognised/ reduced to the extent that it is probable/ no longer probable respectively that the related tax benefit will be realised.

Deferred tax is measured at the tax rates that are expected to apply to the period when the asset is realised or the liability is settled, based on the laws that have been enacted or substantively enacted by the reporting date.

The measurement of deferred tax reflects the tax consequences that would follow from the manner in which the Company expects, at the reporting date, to recover or settle the carrying amount of its assets and liabilities.

Deferred tax assets and liabilities are offset if there is a legally enforceable right to offset current tax liabilities and assets, and they relate to income taxes levied by the same tax authority on the same taxable entity, or on different tax entities, but they intend to settle current tax liabilities and assets on a net basis or their tax assets and liabilities will be realised simultaneously.

**j. Segment reporting**

The Board of Directors assess the financial performance of the Company and make strategic decisions and has been identified as being the Chief Operating Decision Maker (CODM). Software services has been considered as the only reportable segment. Hence, no separate financial disclosure have been provided for the segment reporting.

**k. Earnings per share**

The basic earnings per share ("EPS") for the year is computed by dividing the net profit/ (loss) after tax for the year attributable to equity shareholders by the weighted average number of equity shares outstanding during the year. The Company has no potentially dilutive equity shares.



4 Property, plant and equipment

Reconciliation of carrying amount

(Rs. in Millions)

	Furniture and fixtures	Office equipment	Computer equipment	Total
<b>Deemed cost (gross carrying amount)</b>				
Balance at 1 April 2019	-	1.16	1.85	3.01
Additions	-	-	-	-
Disposals	-	-	-	-
<b>Balance at 31 March 2020</b>	-	<b>1.16</b>	<b>1.85</b>	<b>3.01</b>
Additions	-	-	-	-
Disposals	-	-	-	-
<b>Balance at 31 March 2021</b>	-	<b>1.16</b>	<b>1.85</b>	<b>3.01</b>
<b>Accumulated depreciation and impairment losses</b>				
Balance at 1 April 2019	-	0.43	1.84	2.26
Depreciation	-	0.22	0.01	0.23
Disposals	-	-	-	-
<b>Balance at 31 March 2020</b>	-	<b>0.65</b>	<b>1.85</b>	<b>2.49</b>
Depreciation	-	0.22	-	0.22
Disposals	-	-	-	-
<b>Balance at 31 March 2021</b>	-	<b>0.87</b>	<b>1.85</b>	<b>2.71</b>
<b>Carrying amounts (net)</b>				
Balance at 31 March 2020	-	0.51	-	0.51
<b>Balance at 31 March 2021</b>	-	<b>0.29</b>	-	<b>0.29</b>

5. Intangible assets

Reconciliation of carrying amount

(Rs in Millions)

	Computer Software
<b>Deemed cost (gross carrying amount)</b>	
Balance at 1 April 2019	101.13
Additions	-
Disposals	-
<b>Balance at 31 March 2020</b>	<b>101.13</b>
Additions	-
Disposals	-
<b>Balance at 31 March 2021</b>	<b>101.13</b>
<b>Accumulated depreciation and impairment losses</b>	
Balance at 1 April 2019	98.29
Depreciation	0.90
Disposals	-
<b>Balance at 31 March 2020</b>	<b>99.19</b>
Depreciation	0.90
Disposals	-
<b>Balance at 31 March 2021</b>	<b>100.09</b>
<b>Carrying amounts (net)</b>	
Balance at 31 March 2020	1.94
<b>Balance at 31 March 2021</b>	<b>1.04</b>

**6 Other non-current tax assets**

(Rs. in Millions)

	As at 31 March 2021	As at 31 March 2020
Advance tax, net of provision	0.50	3.73
	<b>0.50</b>	<b>3.73</b>

**7. Deferred tax asset (net)**

(Rs. in Millions)

	As at 31 March 2021	As at 31 March 2020
<b>Deferred tax assets</b>		
Unabsorbed depreciation and business losses	13.72	13.72
Provision for Employee benefits	0.43	0.43
Property, plant and equipment and intangible assets	10.81	10.81
	<b>24.96</b>	<b>24.96</b>
<b>Deferred tax liabilities</b>		
On account of redeemable preference shares	(18.02)	(18.02)
	<b>(18.02)</b>	<b>(18.02)</b>
	<b>6.94</b>	<b>6.94</b>

**8. Trade receivables**

	As at 31 March 2021	As at 31 March 2020
Unsecured, considered good	40.82	43.98
	<b>40.82</b>	<b>43.98</b>

The Company applies Expected Credit Loss (ECL) model for measurement and recognition of impairment loss on its receivables. The carrying value of receivables approximates to fair values after applying ECL model.

**9. Cash and cash equivalents**

(Rs. in Millions)

	As at 31 March 2021	As at 31 March 2020
Balances with banks in current accounts	2.61	1.54
	<b>2.61</b>	<b>1.54</b>

**10. Other current assets**

(Rs. in Millions)

	As at 31 March 2021	As at 31 March 2020
Advances for expenses	0.70	0.07
Other Receivables	-	
Prepaid expenses	0.06	1.67
	<b>0.76</b>	<b>1.74</b>

## 11. Share capital

(Rs. in Millions)

	As at 31 March 2021	As at 31 March 2020
<b>Authorised</b>		
Equity shares of Rs. 10 each	1.00	1.00
0.001% Non-cumulative, Non-convertible, Redeemable Preference Shares of Rs.10/- each	120.00	120.00
	<b>121.00</b>	<b>121.00</b>
<b>Issued, subscribed and paid-up</b>		
Equity shares of Rs. 10 each	1.00	1.00
	<b>1.00</b>	<b>1.00</b>

10 Millions 0.001% Non-cumulative, Non-convertible, Redeemable Preference Shares of Rs.10 each issued has been classified as financial liability (see Note 13).

## A. Reconciliation of equity shares outstanding at the beginning and at the end of the reporting period

	As at 31 March 2021		As at 31 March 2020	
	Number	Amount (Rs.)	Number	Amount (Rs.)
At the commencement of the year	0.10	1.00	0.10	1.00
Shares issued for cash	-	-	-	-
<b>At the end of the year</b>	<b>0.10</b>	<b>1.00</b>	<b>0.10</b>	<b>1.00</b>

## B. Rights, preferences and restrictions attached to equity shares

The company has a single class of equity shares. Accordingly, all equity shares rank equally with regard to dividends and share in the company's residual assets on winding up. The equity shares are entitled to receive dividend as declared from time to time. The voting rights of an equity shareholder on a poll (not on show of hands) are in proportion to his/its share of the paid-up equity share capital of the company. Voting rights cannot be exercised in respect of shares on which any call or other sums presently payable has not been paid. Failure to pay any amount called up on shares may lead to their forfeiture.

On winding up of the company, the holders of equity shares will be entitled to receive the residual assets of the company, remaining after distribution of all preferential amounts, in proportion to the number of equity shares held.

## C. Shareholders holding more than 5% of equity share capital

	As at 31 March 2021		As at 31 March 2020	
	Number	% Holding	Number	% Holding
Ramky Infrastructure Limited	0.08	76.00%	0.08	76.00%
Ramky Estates and Farms Limited	0.01	9.00%	0.01	9.00%
Madhya Pradesh Waste Management Private Limited	0.01	12.00%	0.01	12.00%

## D. Details of Shareholding by Holding company:

	As at 31 March 2021		As at 31 March 2020	
	Number	% Holding	Number	% Holding
Ramky Infrastructure Limited Equity Shares	0.08	76.00%	0.08	76.00%

## E. Terms and rights attached to the equity shares:

The Company has only one class of equity shares having par value of Rs.10/- each. Each holder of equity shares is entitled for one vote per share. Distribution of dividends and repayment of capital, if any, by the company, shall be subject to the provisions of applicable laws.

## 12. Other equity

(Rs. in Millions)

	As at 31 March 2021	As at 31 March 2020
<b>Surplus in the statement of profit and loss</b>		
Balance at the beginning of the year	(85.90)	(87.65)
Add: (Loss)/ Profit for the year	(11.47)	1.75
Balance at the end of the year	<b>(97.37)</b>	<b>(85.90)</b>
<b>Other comprehensive income</b>		
Balance at the beginning of the year	(0.77)	(0.81)
Additions during the year		0.04
Balance at the end of the year	<b>(0.77)</b>	<b>(0.77)</b>
<b>Equity component of compound financial instruments (refer note 13)</b>		
Balance at the beginning of the year	57.92	57.92
Additions during the year		-
Balance at the end of the year	<b>57.92</b>	<b>57.92</b>
	<b>(40.22)</b>	<b>(28.75)</b>

Frank Lloyd Tech Management Services Limited

CIN : U74120TG2010PLC071143

Notes to the financial statements for the Period ended 31 March 2021

13. Borrowings

(Rs. in Millions)

	As at 31 March 2021	As at 31 March 2020
<b>Unsecured</b>		
Loan from related party	8.70	7.76
0.001% Non-cumulative, Non-convertible, Redeemable Preference Shares of Rs.10/- each	53.08	47.55
	<b>61.78</b>	<b>55.31</b>

During April-2012, the Company issued 10 Millions 0.001% Non-cumulative, Non-convertible preference shares of Rs.10 each at par. These shares are redeemable either at par or at premium at the option of the board without further approval of the share holders on or before 15 years.

Under Indian GAAP, Redeemable preference share (RPS) are stated initially at cost. Under IND AS, the RPS is analysed as a compound financial instrument and is separated into a liability and an equity component. The fair value of the liability component is initially measured at amortised cost determined using a market rate for an equivalent non-convertible instrument. The residual amount is recognised in equity. The finance cost arising on the liability component is included in finance cost in the Statement of Profit and Loss. The residual component is reflected in the equity is not re-measured in subsequent periods.

14. Provisions

(Rs. in Millions)

	As at 31 March 2021	As at 31 March 2020
Provisions for employee benefits		
- Gratuity (refer note 25)	-	0.70
- Compensated absences	-	0.35
	-	<b>1.05</b>

15. Other financial liabilities

(Rs. in Millions)

	As at 31 March 2021	As at 31 March 2020
Creditors for capital goods	26.48	26.48
Interest accrued and due on borrowings	0.97	0.97
	<b>27.45</b>	<b>27.45</b>

16. Provisions

	As at 31 March 2021	As at 31 March 2020
<b>Provisions for employee benefits</b>		
- Gratuity (refer note 25)	-	0.50
- Compensated absences	-	0.19
	-	<b>0.69</b>

17. Other current liabilities

	As at 31 March 2021	As at 31 March 2020
Statutory dues	0.10	0.54
	<b>0.10</b>	<b>0.54</b>

**18. Revenue from operations**

(Rs in Millions)

	Year ended 31 March 2021	Year ended 31 March 2020
Gross revenue from services	-	24.53
	-	24.53

**19. Other income**

(Rs in Millions)

	Year ended 31 March 2021	Year ended 31 March 2020
Interest on IT Refund	0.23	0.09
Liabilities no long required, written-back	1.74	-
	1.96	0.09

**20. Employee benefits expense**

(Rs in Millions)

	Year ended 31 March 2021	Year ended 31 March 2020
Salaries and wages	0.47	6.22
Staff welfare expenses	-	0.14
Contribution to provident fund	0.01	0.23
	0.47	6.59

**21. Finance costs**

(Rs in Millions)

	Year ended 31 March 2021	Year ended 31 March 2020
Interest expenses		
-On loans	-	-
-On preference shares	5.53	4.95
-On others	1.03	1.38
Bank charges	0.00	-
	6.56	6.33

**22. Other expenses**

(Rs in Millions)

	Year ended 31 March 2021	Year ended 31 March 2020
Rates and taxes	0.00	0.05
Auditor fee	0.12	0.14
Internet charges	0.66	0.96
Communication expenses	0.09	0.11
Conveyance expenses	0.00	0.02
Repairs and maintenance	3.53	5.67
Professional and consultancy charges	0.74	1.00
Insurance charges	0.14	0.08
Printing and stationery	0.00	0.01
Travelling expenses	-	0.09
Advances written off	-	0.30
Business Promotion	-	-
	5.29	8.43

**Frank Lloyd Tech Management Services Limited**

CIN : U74120TG2010PLC071143

Notes to the financial statements for the Period ended 31 March 2021

**27. Related parties**

**A. List of related parties and nature of relationship**

S. No.	Name of the related party	Nature of relationship
1	Ramky Infrastructure Limited	Holding company
2	Ramky Enviro Engineers Limited	Enterprise where KMP have significant influence
3	Ramky Estates and Farms Limited	Enterprise where KMP have significant influence
4	Smilax Laboratories Limited	Enterprise where KMP have significant influence
5	Mumbai Waste Management Limited	Enterprise where KMP have significant influence
6	Tamilnadu Waste Management Limited	Enterprise where KMP have significant influence
7	West Bengal Waste Management Limited	Enterprise where KMP have significant influence
8	Chennai MSW Private Limited	Enterprise where KMP have significant influence
9	Hyderabad Integrated MSW Limited	Enterprise where KMP have significant influence
10	Delhi MSW Solutions Limited	Enterprise where KMP have significant influence
11	Ramky Pharma City (India) Limited	Fellow subsidiary

**B. Transactions with related parties during the year ended**

(Rs in Millions)

S. No.	Name of the related party	Nature of transactions	31 March 2021	31 March 2020
1	Ramky Estates and Farms Limited	Revenue from operations	-	8.51
2	Ramky Estates and Farms Limited	Advance from customers	-	-
		Revenue from operations	-	7.20
3	Tamilnadu Waste Management Limited	Revenue from operations	-	5.48
4	Tamilnadu Waste Management Limited	Revenue from operations	-	0.63
5	West Bengal Waste Management Limited	Revenue from operations	-	0.63
6	Delhi MSW solution Limited	Revenue from operations	-	0.82
7	Chennai MSW Private Limited	Revenue from operations	-	0.63
8	Hyderabad Integrated MSW Limited	Revenue from operations	-	0.63
9	Madhya Pradesh Waste Management Limited	Interest Expenses	1.01	1.01
		Unsecured Loan Received	-	1.00

**C. Balances outstanding**

(Rs in Millions)

S. No.	Name of the related party	Nature of transactions	31 March 2021	31 March 2020
1	Ramky Infrastructure Limited	Equity Share capital	0.76	0.76
		Preference Share capital	54.99	54.99
		Trade receivable	27.96	28.90
2	Ramky Estates and Farms Limited	Equity Share capital	0.09	0.09
		Preference Share capital	8.00	8.00
		Trade receivable	1.30	1.94
3	Smilax Laboratories Limited	Equity Share capital	0.03	0.03
		Trade receivable	0.47	0.47
4	Ramky Enviro Engineers Limited	Trade receivable	0.56	1.32
		Preference Share capital	-	40.72
5	Hyderabad Integrated MSW Limited	Trade Receivables	0.06	0.06
6	Mumbai Waste Management Limited	Trade Receivables	-	0.49
7	Tamilnadu Waste Management Limited	Trade Receivables	-	0.06
8	West Bengal Waste Management Limited	Trade Receivables	-	0.06
9	Chennai MSW Private Limited	Trade Receivables	-	0.06
10	Hyderabad Integrated MSW Limited	Trade Receivables	-	0.06
11	Delhi MSW Solutions Limited	Trade Receivables	-	0.15
12	Ramky Pharma city (India) Limited	Trade Receivables	10.48	10.48
13	Madhya Pradesh Waste Management Limited	Unsecured Loan	8.70	7.76
		Equity Share capital	-	0.12

**Frank Lloyd Tech Management Services Limited**

**CIN : U74120TG2010PLC071143**

**Notes to the financial statements for the Period ended 31 March 2021**

28. As the Company is not in the procession of information regarding dues to the Micro, Small and Medium Enterprises, the same has not been furnished herewith.

29.

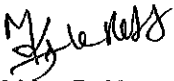
The entire globe including India is fighting with the deadly COVID-19 Pandemic and this is the biggest challenge before all businesses across the globe. The operations of the Company were impacted due to lockdown. The Company has restarted the operations in a phased manner as advised by the concerned authorities. There is no material impact on the financial results of the Company as on March 31, 2021. However, during the current year, to the extent to which COVID-19 Pandemic will impact the Company's results will depend on the future developments which are uncertain. The notes 1 to 29 are an integral part of the financial statements.

In terms of our report attached.

**For A M Reddy & Associates**

Chartered Accountants

Firm Registration No. 017225S



**M. Krishna Reddy**

Partner


Membership Number : 239450

Place : Hyderabad

Date : 28.05.2021

For and on behalf of the Board

**Frank Lloyd Tech Management Services Limited**






**Divakar Marri**

Director

DIN : 06865876

**V. Srinivas Rao**

Chief Financial Officer



**P. Ravi Prasad**

Director

DIN : 07872103



**K.V. Narayan Reddy**

Chief Executive Officer