

Independent Auditors' Report

To
The Members,
RAMKY ELSAMEX HYDERABAD RING ROAD LIMITED

Report on the Audit of the financial statements

Opinion

We have audited the accompanying financial statements of RAMKY ELSAMEX HYDERABAD RING ROAD LIMITED ("the Company"), which comprise the Balance Sheet as at 31st March, 2023, the Statement of Profit and Loss (Including other comprehensive income), the Statement of Changes in Equity, and the Statement Cash Flow for the year then ended, and a summary of the significant accounting policies and other explanatory information (hereinafter referred to as "Financial statements").

In our opinion and to the best of our information and according to the explanations given to us, the aforesaid financial statements give the information required by the Companies Act, 2013 ("the Act") in the manner so required and give a true and fair view in conformity with the Indian Accounting Standards prescribed under section 133 of the Act read with the Companies (Indian Accounting Standards) Rules, 2015, as amended, ("Ind AS") and other accounting principles generally accepted in India, of the state of affairs of the Company as at March 31, 2023, the loss and total comprehensive income, changes in equity and its cash flows for the year ended on that date.

Basis for Opinion

We conducted our audit in accordance with the Standards on Auditing (SAs) specified under section 143(10) of the Companies Act, 2013. Our responsibilities under those Standards are further described in the *Auditor's Responsibilities for the Audit of the Financial Statements* section of our report. We are independent of the Company in accordance with the Code of Ethics issued by the Institute of Chartered Accountants of India together with the ethical requirements that are relevant to our audit of the financial statements under the provisions of the Companies Act, 2013 and the Rules there under, and we have fulfilled our other ethical responsibilities in accordance with these requirements and the ICAI's Code of Ethics. We believe that the audit evidence we have obtained is sufficient and appropriate to provide a basis for our opinion.

Information Other than the Financial Statements and Auditor's Report Thereon

The Company's Board of Directors is responsible for the other information. The other information comprises the Management Discussion and Analysis and Board's Report including Annexures to Board's Report, but does not include the financial statements and our auditor's report thereon. The Board's Report including Annexures to Board's Report is expected to be made available to us after the date of this auditor's report.

Our opinion on the financial statements does not cover the other information and we do not express any form of assurance conclusion thereon.

In connection with our audit of the financial statements, our responsibility is to read the other information and, in doing so, consider whether the other information is materially inconsistent with the financial statements or our knowledge obtained during the course of our audit or otherwise appears to be materially misstated.

When we read the Board's Report including Annexures to Board's Report, if we conclude that there is a material misstatement therein, we are required to communicate the matter to those charged with governance.

Management's Responsibility for the Financial Statements

The Company's Board of Directors is responsible for the matters stated in Section 134(5) of the Companies Act, 2013 ("the Act") with respect to the preparation of these financial statements that give a true and fair view of the financial position, financial performance including other comprehensive income, cash flows and changes in Equity of the Company in accordance with the accounting principles generally accepted in India, including the Indian Accounting Standards specified under Section 133 of the Act, read with relevant rules issued there under. This responsibility also includes maintenance of adequate accounting records in accordance with the provisions of the Act for safeguarding the assets of the Company and for preventing and detecting frauds and other irregularities; selection and application of appropriate accounting policies; making judgments and estimates that are reasonable and prudent; and design, implementation and maintenance of adequate internal financial controls, that were operating effectively for ensuring the accuracy and completeness of the accounting records, relevant to the preparation and presentation of the financial statements that give a true and fair view and are free from material misstatement, whether due to fraud or error.

In preparing the financial statements, management is responsible for assessing the Company's ability to continue as a going concern, disclosing, as applicable, matters related to going concern and using the going concern basis of accounting unless management either intends to liquidate the Company or to cease operations, or has no realistic alternative but to do so.

Those Board of Directors are also responsible for overseeing the company's financial reporting process.

Auditor's Responsibilities for the Audit of the Financial Statements

Our objectives are to obtain reasonable assurance about whether the financial statements as a whole are free from material misstatement, whether due to fraud or error, and to issue an auditor's report that includes our opinion. Reasonable assurance is a high level of assurance, but is not a guarantee that an audit conducted in accordance with SAs will always detect a material misstatement when it exists. Misstatements can arise from fraud or error and are considered material if, individually or in the aggregate, they could reasonably be expected to influence the economic decisions of users taken on the basis of these financial statements.

As part of an audit in accordance with SAs, we exercise professional judgment and maintain professional skepticism throughout the audit. We also:

- Identify and assess the risks of material misstatement of the financial statements, whether due to fraud or error, design and perform audit procedures responsive to those risks, and obtain audit evidence that is sufficient and appropriate to provide a basis for our opinion. The risk of not detecting a material misstatement resulting from fraud is higher than for one resulting from error, as fraud may involve collusion, forgery, intentional omissions, misrepresentations, or the override of internal control.
- Obtain an understanding of internal financial controls relevant to the audit in order to design audit procedures that are appropriate in the circumstances. Under section 143(3)(i) of the Act, we are also responsible for expressing our opinion on whether the Company has adequate internal financial controls system in place and the operating effectiveness of such controls.
- Evaluate the appropriateness of accounting policies used and the reasonableness of accounting estimates and related disclosures made by management.
- Conclude on the appropriateness of management's use of the going concern basis of accounting and, based on the audit evidence obtained, whether a material uncertainty exists related to events or conditions that may cast significant doubt on the Company's ability to continue as a going concern. If we conclude that a material uncertainty exists, we are required to draw attention in our auditor's report to the related disclosures in the financial statements or, if such disclosures are inadequate, to modify our opinion. Our conclusions are based on the audit evidence obtained up to the date of our auditor's report. However, future events or conditions may cause the Company to cease to continue as a going concern.
- Evaluate the overall presentation, structure and content of the financial statements, including the disclosures, and whether the financial statements represent the underlying transactions and events in a manner that achieves fair presentation.

Materiality is the magnitude of misstatements in the financial statements that, individually or in aggregate, makes it probable that the economic decisions of a reasonably knowledgeable user of the financial statements may be influenced. We consider quantitative materiality and qualitative factors in (i) planning the scope of our audit work and in evaluating the results of our work; and (ii) to evaluate the effect of any identified misstatements in the financial statements.

We communicate with those charged with governance regarding, among other matters, the planned scope and timing of the audit and significant audit findings, including any significant deficiencies in internal control that we identify during our audit.

We also provide those charged with governance with a statement that we have complied with relevant ethical requirements regarding independence, and to communicate with them all relationships and other matters that may reasonably be thought to bear on our independence, and where applicable, related safeguards.

Report on Other Legal and Regulatory Requirements

1. As required by the Companies (Auditor's Report) Order, 2020 ("the Order"), issued by the Central Government of India in terms of section 143(11) of the Act, we give in the Annexure A a statement on the matters specified in paragraphs 3 and 4 of the Order.
2. As required by Section 143 (3) of the Act, we report that:
 - (a) We have sought and obtained all the information and explanations which to the best of our knowledge and belief were necessary for the purposes of our audit.
 - (b) In our opinion, proper books of account as required by law have been kept by the Company so far as it appears from our examination of those books.
 - (c) The Balance Sheet, the Statement of Profit and Loss including other comprehensive income, the statement of changes in Equity and the statement of Cash flows and dealt with by this Report are in agreement with the relevant books of account.
 - (d) In our opinion, the aforesaid financial statements comply with the Indian Accounting Standards specified under Section 133 of the Act, relevant rules issued there under.
 - (e) On the basis of the written representations received from the directors as on 31st March, 2023 taken on record by the Board of Directors, none of the directors is disqualified as on 31st March, 2023 from being appointed as a director in terms of Section 164 (2) of the Act.
 - (f) with respect to the adequacy of the internal financial controls over financial reporting of the Company and the operating effectiveness of such controls, refer to our separate report in "Annexure B"; and
 - (g) The company has not paid or provided any managerial remuneration during the year. Hence, with respect to the other matters to be included in the Auditor's Report in accordance with the requirements of section 197(16) of the Act is not applicable.

- (h) With respect to the other matters to be included in the Auditor's Report in accordance with Rule 11 of the Companies (Audit and Auditors) Rules, 2014, as amended in our opinion and to the best of our information and according to the explanations given to us:
- i. The Company has disclosed the impact of pending litigations on its financial position in its financial statements - Refer Note No. 38 to the financial statements;
 - ii. The Company did not have any long-term contracts including derivative contracts for which there were any material foreseeable losses;
 - iii. There were no amounts which were required to be transferred to the Investor Education and Protection Fund by the Company.
 - iv.
 - a) The management has represented that, to the best of its knowledge and belief, other than as disclosed in the Ind AS financial statements, no funds have been advanced or loaned or invested (either from borrowed funds or share premium or any other sources or kind of funds) by the company to or in any other person(s) or entity(ies), including foreign entities ("Intermediaries"), with the understanding, whether recorded in writing or otherwise, that the Intermediary shall, whether, directly or indirectly lend or invest in other persons or entities identified in any manner whatsoever by or on behalf of the company ("Ultimate Beneficiaries") or provide any guarantee, security or the like on behalf of the Ultimate Beneficiaries
 - b) The management has represented that, to the best of its knowledge and belief, other than as disclosed in the Ind AS financial statements, no funds have been received by the company from any person(s) or entity(ies), including foreign entities ("Funding Parties"), with the understanding, whether recorded in writing or otherwise, that the company shall, whether, directly or indirectly, lend or invest in other persons or entities identified in any manner whatsoever by or on behalf of the Funding Party ("Ultimate Beneficiaries") or provide any guarantee, security or the like on behalf of the Ultimate Beneficiaries.
 - c) Based on such audit procedures that were considered reasonable and appropriate in the circumstances, nothing has come to our notice that has caused us to believe that the representations under sub-clause (a) and (b) contain any material misstatement.
 - v. No dividend has been declared or paid during the year by the Company; and
 - vi. Proviso to Rule 3(1) of the Companies (Accounts) Rules, 2014 for maintaining books of account using accounting software which has a feature of recording audit trail (edit log) facility is applicable to the Company with effect from April 1, 2023, and accordingly, reporting under Rule 11(g) of Companies (Audit and Auditors) Rules, 2014 is not applicable for the financial year ended March 31, 2023.

for A B V & Associates
Chartered Accountants
Firm Registration No. 0049277

(A.S.Naidu)
Partner

Membership No.208582
UDIN: 23208582BGSLHL7577



Place: Hyderabad
Date: 23-05-2023

Annexure- A to the Independent Auditors' Report:

The Annexure referred to the Independent auditors' report to the members of the company on the financial statements for the year ended 31 March 2023, we report that:

- (i)
 - (a) A) the company is maintaining proper records showing full particulars, including quantitative details and situation of Property, Plant and Equipment.
B) the company is maintaining proper records showing full particulars of intangible assets.
 - (b) A major portion of the Property, Plant and Equipment have been physically verified by the management at reasonable intervals; no material discrepancies were noticed on such verification.
 - (c) According to the information and explanations given to us and on the basis of our examination of the records of the Company, the title deeds of immovable properties are held in the name of the Company.
 - (d) According to the information and explanations given to us, the company has not revalued its Property, Plant and Equipment (including Right of Use assets) or intangible assets or both during the year hence paragraph 3 (i)(d) of the Companies (Auditor's Report) Order, 2020 is not applicable.
 - (e) According to the information and explanations given to us, no proceedings have been initiated or are pending against the company for holding any benami property under the Benami Transactions (Prohibition) Act, 1988 (45 of 1988) and rules made thereunder hence paragraph 3 (i)(e) of the Companies (Auditor's Report) Order, 2020 is not applicable.
- (ii)
 - (a) The inventory has been physically verified by the management during the year at reasonable intervals and in our opinion the coverage and procedure of such verification by the management is appropriate. Discrepancies of 10% or more in aggregate were not noticed for each class of inventory on such physical verification.
 - (b) The Company has not been sanctioned working capital limits in excess of Rs. five crores in aggregate from banks or financial institutions during any point of time of the year on the basis of security of current assets. Accordingly, the requirement to report on clause 3(ii)(b) of the Order is not applicable to the Company.
- (iii)
 - (a) During the year the company has provided loans or provided advances in the nature of loans and
 - A) the aggregate amount during the year, and balance outstanding at the balance sheet date with respect to such loans or advances and guarantees or security to subsidiaries, joint ventures and associates was Rs. Nil;
 - B) the aggregate amount during the year Rs. Nil, and balance outstanding at the balance sheet date with respect to such loans or advances and guarantees or security to parties other than subsidiaries, joint ventures and associates was Rs.1.52 Millions.
 - (b) According to the information and explanations given to us, the terms and conditions of the grant of all loans and advances in the nature of loans and guarantees provided are not prejudicial to the company's interest.
 - (c) According to the information and explanations given to us, in respect of advances in nature of loans granted by the company the repayment and payment of interest are regular.
 - (d) In respect of loans and advances in the nature of loans, no amount is overdue for a period of more than ninety days and hence clause 3 (iii)(d) of the Companies (Auditor's Report) Order, 2020 is not applicable.
 - (e) According to the information and explanations given to us, during the year no loan or advance in the nature of loan granted which has fallen due during the year, has been renewed or extended or fresh loans granted to settle the overdues of existing loans given to the same parties.

- (f) According to the information and explanations given to us, the loans or advances in the nature of loans granted by the company has contain the schedule of repayment of principal and payment of interest and hence clause 3 (iii)(f) of the Companies (Auditor's Report) Order, 2020 is not applicable.
- (iv) In our opinion and according to the information and explanations given to us, in respect of loans, investments, guarantees, and security the provisions of section 185 and 186 of the Companies Act, 2013 have been complied with by the company.
- (v) The Company has not accepted any deposits within the meaning of Sections 73 to 76 or any other relevant provisions of the Companies Act, 2013 and no order has been passed by Company Law Board or National Company Law Tribunal or Reserve Bank of India or any court or any tribunal. Accordingly, the requirement to report on clause 3(v) of the Order is not applicable to the Company.
- (vi) In our opinion and according to the information and explanations given to us, maintenance of cost records as specified by the Central Government under sub section (1) of section 148 of the Companies Act, 2013 is not applicable to the company.
- (vii) (a) According to the information and explanations given to us and the records of the Company examined by us the company has been generally regular in depositing the undisputed statutory dues including Goods and Services Tax, provident fund, employees' state insurance, income-tax, sales-tax, service tax, duty of customs, duty of excise, value added tax, cess and any other statutory dues to the appropriate authorities and no undisputed amounts payable were outstanding as at 31st March, 2023 for a period of more than six months from the date they became payable.
- (b) According to the information and explanations given to us and the records of the company examined by us, there are no dues of Goods and Services Tax, provident fund, employees' state insurance, income-tax, sales-tax, service tax, duty of customs, duty of excise, value added tax, cess and any other statutory dues as at 31st March, 2023 which have not been deposited on account of a dispute.
- (viii) The Company has not surrendered or disclosed any transaction, previously unrecorded in the books of account, in the tax assessments under the Income Tax Act, 1961 as income during the year. Accordingly, the requirement to report on clause 3(viii) of the Order is not applicable to the Company.
- (ix) (a) The Company does not have any loans or borrowings from any financial institution, banks, government or debenture holders during the year. Accordingly, paragraph 3 (ix) (a) of the Companies (Auditor's Report) Order, 2020 is not applicable
- (b) In our opinion and according to the information and explanations given to us the company is not declared as wilful defaulter by any bank or financial institution or other lender.
- (c) The Company has not raised any term loans during the year. Accordingly, paragraph 3 (ix) (c) of the Companies (Auditor's Report) Order, 2020 is not applicable.
- (d) According to the information and explanations given to us, and the procedures performed by us, and on an overall examination of the financial statements of the company, we report that no funds raised on short-term basis have been used for long-term purposes by the company.
- (e) The Company does not have any subsidiary, associate or joint venture. Accordingly, the requirement to report on clause 3(ix)(e) of the Order is not applicable to the Company.
- (f) The Company does not have any subsidiary, associate or joint venture. Accordingly, the requirement to report on Clause 3(ix)(f) of the Order is not applicable to the Company.
- (x) (a) The Company has not raised any amount by way of initial public offer or further public offer (including debt instruments) during the year. Accordingly, Clause 3 (x)(a) of the Companies (Auditor's Report) Order, 2020 is not applicable.

- (b) According to the information and explanations given to us and based on our examination of the records of the Company, during the year the Company has not made any preferential allotment or private placement of shares or convertible debentures (fully, partially or optionally convertible) under section 42 and section 62 of the Companies Act, 2013. Accordingly, Clause 3(x) (b) of the Companies (Auditor's Report) Order, 2020 is not applicable.
- (xi) (a) According to the information and explanations given to us, no material fraud by the company or no material fraud on the company has been noticed or reported during the year.
- (b) During the year, no report under sub-section (12) of section 143 of the Companies Act, 2013 has been filed by [cost auditor/ secretarial auditor or by us] in Form ADT - 4 as prescribed under Rule 13 of Companies (Audit and Auditors) Rules, 2014 with the Central Government.
- (c) As represented to us by the management, there are no whistle blower complaints received by the company during the year.
- (xii) The Company is not a nidhi company. Accordingly, clause 3(xii) of the Companies (Auditor's Report) Order, 2020 is not applicable.
- (xiii) According to the information and explanations given to us and based on our examination of the records of the Company, transactions with the related parties are in compliance with sections 177 and 188 of the Act where applicable and details of such transactions have been disclosed in the financial statements as required by the applicable accounting standards.
- (xiv) (a) In our opinion and based on our examination, the company does not have an internal audit system and is not required to have an internal audit system as per provisions of the Companies Act 2013.
- (b) The company did not have an internal audit system for the period under audit.
- (xv) According to the information and explanations given to us and based on our examination of the records of the Company, the Company has not entered into non-cash transactions with directors or persons connected with him. Accordingly, clause 3(xv) of the Companies (Auditor's Report) Order, 2020 is not applicable.
- (xvi) (a) The Company is not required to be registered under section 45-IA of the Reserve Bank of India Act, 1934.
- (b) The company has not conducted any Non-Banking Financial or Housing Finance activities without a valid Certificate of Registration (CoR) from the Reserve Bank of India as per the Reserve Bank of India Act, 1934. Accordingly, paragraph 3(xvi)(b) of the Companies (Auditor's Report) Order, 2020 is not applicable.
- (c) The company is not a Core Investment Company (CIC) as defined in the regulations made by the Reserve Bank of India. Accordingly, paragraph 3(xvi)(c) of the Companies (Auditor's Report) Order, 2020 is not applicable.
- (d) According to the information and explanations given to us, there are no CICs in the Group. Accordingly, clause 3(xvi)(d) of the Companies (Auditor's Report) Order, 2020 is not applicable.
- (xvii) The company has incurred cash losses only during the financial year of Rs. 199.11 millions but has not incurred any cash losses during the immediately preceding financial year.
- (xviii) There has been no resignation of the statutory auditors during the year and accordingly this clause is not applicable.


- (xix) According to the information and explanations given to us and on the basis of the financial ratios, ageing and expected dates of realization of financial assets and payment of financial liabilities, other information accompanying the financial statements, our knowledge of the Board of Directors and management plans and based on our examination of the evidence supporting the assumptions, nothing has come to our attention, which causes us to believe that any material uncertainty exists as on the date of the audit report that company is not capable of meeting its liabilities existing at the date of balance sheet as and when they fall due within a period of one year from the balance sheet date. We, however, state that this is not an assurance as to the future viability of the company. We further state that our reporting is based on the facts up to the date of the audit report and we neither give any guarantee nor any assurance that all liabilities falling due within a period of one year from the balance sheet date, will get discharged by the company as and when they fall due.
- (xx) According to the information and explanations given to us, there is no unspent amount required to be spent as per section 135 of the Act and hence the requirement to report on clause 3(xx)(a) and (b) of the Order is not applicable to the Company.

for A B V & Associates
Chartered Accountants
Firm Registration No. 0049375



(A.S.Naidu)
Partner

Membership No.208582
UDIN: 23208582BGSLHL7577



Place: Hyderabad
Date : 23-05-2023

Annexure- B to the Independent Auditors' Report:

Report on the Internal Financial Controls under Clause (i) of Sub-section 3 of Section 143 of the Companies Act, 2013 ("the Act")

We have audited the internal financial controls over financial reporting of **RAMKY ELSAMEX HYDERABAD RING ROAD LIMITED** ("the Company") as of 31st March 2023 in conjunction with our audit of the financial statements of the Company for the year ended on that date.

Management's Responsibility for Internal Financial Controls

The Company's management is responsible for establishing and maintaining internal financial controls based on the internal control over financial reporting criteria established by the Company considering the essential components of internal control stated in the Guidance Note on Audit of Internal Financial Controls over Financial Reporting issued by the Institute of Chartered Accountants of India ('ICAI'). These responsibilities include the design, implementation and maintenance of adequate internal financial controls that were operating effectively for ensuring the orderly and efficient conduct of its business, including adherence to company's policies, the safeguarding of its assets, the prevention and detection of frauds and errors, the accuracy and completeness of the accounting records, and the timely preparation of reliable financial information, as required under the Companies Act, 2013.

Auditors' Responsibility

Our responsibility is to express an opinion on the Company's internal financial controls over financial reporting based on our audit. We conducted our audit in accordance with the Guidance Note on Audit of Internal Financial Controls over Financial Reporting (the "Guidance Note") and the Standards on Auditing, issued by ICAI and deemed to be prescribed under section 143(10) of the Companies Act, 2013, to the extent applicable to an audit of internal financial controls, both applicable to an audit of Internal Financial Controls and, both issued by the Institute of Chartered Accountants of India. Those Standards and the Guidance Note require that we comply with ethical requirements and plan and perform the audit to obtain reasonable assurance about whether adequate internal financial controls over financial reporting was established and maintained and if such controls operated effectively in all material respects.

Our audit involves performing procedures to obtain audit evidence about the adequacy of the internal financial controls system over financial reporting and their operating effectiveness. Our audit of internal financial controls over financial reporting included obtaining an understanding of internal financial controls over financial reporting, assessing the risk that a material weakness exists, and testing and evaluating the design and operating effectiveness of internal control based on the assessed risk. The procedures selected depend on the auditor's judgment, including the assessment of the risks of material misstatement of the financial statements, whether due to fraud or error.

We believe that the audit evidence we have obtained is sufficient and appropriate to provide a basis for our audit opinion on the Company's internal financial controls system over financial reporting.

Meaning of Internal Financial Controls over Financial Reporting


A company's internal financial control over financial reporting is a process designed to provide reasonable assurance regarding the reliability of financial reporting and the preparation of financial statements for external purposes in accordance with generally accepted accounting principles. A company's internal financial control over financial reporting includes those policies and procedures that (1) pertain to the maintenance of records that, in reasonable detail, accurately and fairly reflect the transactions and dispositions of the assets of the company; (2) provide reasonable assurance that transactions are recorded as necessary to permit preparation of financial statements in accordance with generally accepted accounting principles, and that receipts and expenditures of the company are being made only in accordance with authorizations of management and directors of the company; and (3) provide reasonable assurance regarding prevention or timely detection of unauthorized acquisition, use, or disposition of the company's assets that could have a material effect on the financial statements.


Inherent Limitations of Internal Financial Controls Over Financial Reporting

Because of the inherent limitations of internal financial controls over financial reporting, including the possibility of collusion or improper management override of controls, material misstatements due to error or fraud may occur and not be detected. Also, projections of any evaluation of the internal financial controls over financial reporting to future periods are subject to the risk that the internal financial control over financial reporting may become inadequate because of changes in conditions, or that the degree of compliance with the policies or procedures may deteriorate.

Opinion

In our opinion, the Company has, in all material respects, an adequate internal financial controls system over financial reporting and such internal financial controls over financial reporting were operating effectively as at 31st March 2023, based on the internal control over financial reporting criteria established by the Company considering the essential components of internal control stated in the Guidance Note on Audit of Internal Financial Controls Over Financial Reporting issued by the Institute of Chartered Accountants of India.

for A B V & Associates
Chartered Accountants
Firm Registration No. 0049375

(A.S. Naidu)
Partner
Membership No. 208582
UDIN: 23208582BGSLHL7577



Place: Hyderabad
Date: 23-05-2023

(Rs in Millions)

	Notes	As at 31 March 2023	As at 31 March 2022
Assets			
Non-current assets			
Property, plant and equipment	4	0.48	0.53
Financial assets			
i) Loans	5	1.52	3.33
ii) Other financial assets	6	900.00	615.02
Other non-current assets	7	20.27	27.48
Deferred tax assets, net	8	86.05	85.96
Total non-current assets		1,008.32	732.32
Current assets			
Inventories	9	0.23	0.22
Financial assets			
i) Cash and cash equivalents	10.A	4.70	0.52
ii) Bank balances other than above	10.B	-	14.50
iii) Other financial assets	11	2.28	947.16
Other current assets	12	0.38	5.36
Total current assets		7.59	967.76
Total assets		1,015.91	1,700.08
Equity and liabilities			
Equity			
Equity share capital	13	200.00	200.00
Other equity	14		
Retained earnings		292.01	493.38
Equity component of compound financial instruments		30.41	30.41
Total equity		522.42	723.79
Liabilities			
Non-current liabilities			
Financial liabilities			
i) Borrowings	15	485.52	654.29
Long term provisions	16	1.91	1.42
Total non-current liabilities		487.43	655.71
Current liabilities			
Financial liabilities			
i) Trade and other payables	17		
a) Total outstanding dues to micro and small enterprises		-	-
b) Outstanding dues to creditors other than micro and small enterprises		2.21	318.24
ii) Other financial liabilities	18	3.04	0.92
Provisions	19	0.17	0.12
Other current liabilities	20	0.64	1.30
Total current liabilities		6.06	320.58
Total liabilities		493.49	976.29
Total equity and liabilities		1,015.91	1,700.08

The notes 1 to 39 are an integral part of these financial statements.

As per our report attached of even date.

For A B V & Associates

Chartered Accountants

Firm Registration No. 0049375



A.S.Naidu

Partner

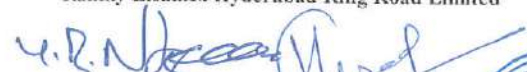
Membership Number: 508582

UDIN : 23208582BGLHL7577

Place : Hyderabad

Date : 23rd May 2023

For and on behalf of the Board of Directors of
Ramky Elsamex Hyderabad Ring Road Limited



Y R Nagaraja

Director

DIN: 00009810


Ankush Lahoti

Company Secretary


Ravi Prasad . P

Director

DIN: 07872103


D. Krishna Reddy

Chief Financial Officer



Ramky Elsamex Hyderabad Ring Road Limited

CIN:U45203TG2007PLC054825

Statement of Profit and Loss for the Year ended 31 March 2023

(Rs in Millions)

	Notes	Year ended 31 March 2023	Year ended 31 March 2022
Income			
Revenue from contracts with customers	21	109.05	353.76
Other income	22	20.15	80.86
Total income (I)		129.20	434.62
Expenses			
Employee benefits expense	23	8.53	6.59
Finance costs	24	27.70	86.96
Depreciation expense	4	0.06	0.07
Other expenses	25	294.13	330.30
Total expenses (II)		330.42	423.92
Profit/(loss) Before Tax (III=I-II)		(201.22)	10.70
Current Tax	26	-	0.27
Deferred Tax expense/(income)		-	(48.79)
Previous year's income tax		(0.02)	-
Total Tax Expense (IV)		(0.02)	(48.52)
Profit/(loss) for the year (V=III-IV)		(201.20)	59.22
Other comprehensive income/(expenses) for the year, net of income tax			
<i>Items that will not be reclassified to profit or loss</i>			
Re-measurement (losses)/gains on defined benefit plans		(0.17)	0.09
Total comprehensive income for the year		(201.37)	59.30
Earnings per share (Face value of Rs.10/- each)			
Basic earnings per share Rs.	28	(10.06)	2.96
Diluted earnings per share Rs.		(10.06)	1.32


The notes 1 to 39 are an integral part of these financial statements.


As per our report attached of even date.

For ABV & Associates

Chartered Accountants

Firm Registration No. 00492375



A.S. Naidu
Partner
Membership Number : 208582
UDIN : 23208582BGSLHL7577



Place : Hyderabad
Date : 23rd May 2023





For and on behalf of the Board of Directors of
Ramky Elsamex Hyderabad Ring Road Limited


Y R Nagaraja
Director
DIN: 00009810


Ravi Prasad . P
Director
DIN: 07872103


Ankush Lahoti
Company Secretary


D Krishna Reddy
Chief Financial Officer



Ramky Elsamex Hyderabad Ring Road Limited
CIN:U45203TG2007PLC054825
Statement of Cash Flows for the Year ended 31 March 2023

(Rs in Millions)

	Year ended 31 March 2023	Year ended 31 March 2022
Cash flows from operating activities		
Profit/(Loss) before tax	(201.22)	10.70
Adjustments for:		
Depreciation and amortisation expense	0.06	0.07
Interest expense	27.70	86.96
Interest income	(0.49)	(41.03)
Liabilities no longer required	-	(0.02)
	(173.95)	56.67
Working capital adjustments:		
Decrease in other financial assets	659.89	58.89
(Increase) / Decrease in other current assets	19.48	(2.99)
Increase / (decrease) in other financial liabilities	-	(0.29)
Increase / (decrease) in provisions	0.36	0.04
(Decrease) / increase in Trade payables	(316.10)	266.53
Increase / (decrease) in other current liabilities	(0.66)	(1.62)
Cash generated from operating activities	189.02	377.25
Income tax (paid) /refund (net)	7.21	(2.81)
Net cash from operating activities (A)	196.23	374.44
Cash flows from investing activities		
Purchase of property, plant and equipment	-	-
(Increase)/ Decrease in Loans	1.81	1,012.77
Interest received	0.49	41.03
Net cash from investing activities (B)	2.30	1,053.80
Cash flows from financing activities		
Repayment of long term borrowings	(173.23)	(1,231.24)
Interest paid	(21.12)	(196.87)
Net cash flow from financing activities (C)	(194.35)	(1,428.11)
Net decrease in cash and cash equivalents (A+B+C)	4.18	0.13
Cash and cash equivalents at the beginning of the year	0.52	0.39
Cash and cash equivalents at the end of the year	4.70	0.52

a) The above Cash Flow Statement has been prepared under the "Indirect Method" as set out in the Indian Accounting Standard (Ind AS-7) - Statement of Cash Flow.

b) Cash and Cash Equivalents comprises of

Cash on Hand
Balances with Banks
- Current Accounts

	31 March 2023	31 March 2022
	-	-
	4.70	0.52
	4.70	0.52


The notes 1 to 39 are an integral part of these financial statements.
As per our report attached of even date.

For A B V & Associates

Chartered Accountants
Firm Registration No. 004937S

A.S.Naidu
Partner

Membership Number : 208582
UDIN : 23208582BGSLHL7577



For and on behalf of the Board of Directors of
Ramky Elsamex Hyderabad Ring Road Limited

Y R Nagaraja
Director
DIN: 00009810

Ankush Lahoti
Company Secretary

P.Ravi Prasad
Director
DIN:07872103

D Krishna Reddy
Chief Financial Officer

(Signature of Y R Nagaraja)

(Signature of P.Ravi Prasad)

(Signature of Ankush Lahoti)

(Signature of D Krishna Reddy)



Place : Hyderabad
Date :23rd May 2023

RamkyElsamex Hyderabad Ring Road Limited
Notes to the financial statements for the year ended 31 March 2023

1. Reporting entity

RamkyElsamex Hyderabad Ring Road Limited (the 'Company') is a company domiciled in India, with its registered office situated at Ramky Grandiose, 15th Floor, Sy No 136/2 & 4, Gachibowli, Hyderabad, Telangana. The Company has been incorporated under the provisions of the Companies Act, 1956 as a Special Purpose Vehicle ("SPV") promoted by Ramky Infrastructure Limited ('RIL') and Elsamex S.A ('Elsamex').

The Company has entered into a Service Concession Arrangement ("SCA") with Hyderabad Metropolitan Development Authority (HMDA) for design, construction, development, finance, operation and maintenance of eight lane access controlled expressway under Phase-IIA programme as an extension of Phase-I of ORR to Hyderabad City, in the state of Telangana, for the package from Tukkuguda to Shamshabad on Build, Operate and Transfer (BOT) (Annuity) Basis for a period of fifteen (15) years from commencement date i.e. 27 November 2007 including construction period of two years and six months. The construction activities were completed on 26 November 2009.

2. Basis of preparation

A. Statement of compliance

These financial statements have been prepared in accordance with Indian Accounting Standards (Ind AS) as per the Companies (Indian Accounting Standards) Rules, 2015 notified under Section 133 of Companies Act, 2013, (the 'Act') and other relevant provisions of the Act.

The Company's financial statements up to and for the year ended 31 March 2016 were prepared in accordance with the Companies (Accounting Standards) Rules, 2006, notified under Section 133 of the Act and other relevant provisions of the Act.

As these are the Company's first financial statements prepared in accordance with Indian Accounting Standards (Ind AS), Ind AS 101, First-time Adoption of Indian Accounting Standards has been applied. An explanation of how the transition to Ind AS has affected the previously reported financial position, financial performance and cash flows of the Company is provided in Note 36.

The financial statements were authorized for issue by the Company's Board of Directors on 23rd May 2023.

Details of the Company's accounting policies are included in Note 3.

B. Functional and presentation currency

These financial statements are presented in Indian Rupees (INR), which is also the Company's functional currency. All amounts have been rounded-off to the nearest rupee, unless otherwise indicated.

C. Basis of measurement

The financial statements have been prepared on the historical cost basis except for the following items:

Items	Measurement Basis
Certain financial assets and liabilities	Fair value

D. Use of estimates and judgment

In preparing these financial statements, management has made judgments, estimates and assumptions that affect the application of accounting policies and the reported amounts of assets, liabilities, income and expenses. Actual results may differ from these estimates.

Estimates and underlying assumptions are reviewed on an ongoing basis. Revisions to accounting estimates are recognized prospectively.

RamkyElsamex Hyderabad Ring Road Limited
Notes to the financial statements for the year ended 31 March 2023

Judgments

Information about judgments made in applying accounting policies that have the most significant effects on the amounts recognised in the financial statements is included in the following notes:

- Note 3(j)(ii) – realization of deferred tax assets

Assumptions and estimation uncertainties

Information about assumptions and estimation uncertainties that have a significant risk of resulting in a material adjustment in the year ended 31 March 2022 is included in the following notes:

- Note 3(d)(ii) – impairment test of non-financial assets;
- Note 3(j)(ii) – recognition of deferred tax assets: availability of future taxable profit against which tax losses carried forward can be used;
- Notes 3(f) – recognition and measurement of provisions and contingencies: key assumptions about the likelihood and magnitude of an outflow of resources;
- Note 3(d)(i) – impairment of financial assets.

E. Measurement of fair values

A number of the Company's accounting policies and disclosures require the measurement of fair values, for both financial and non-financial assets and liabilities.

Fair values are categorized into different levels in a fair value hierarchy based on the inputs used in the valuation techniques as follows.

Level 1: quoted prices (unadjusted) in active markets for identical assets or liabilities.

Level 2: inputs other than quoted prices included in Level 1 that are observable for the asset or liability, either directly (i.e. as prices) or indirectly (i.e. derived from prices).

Level 3: inputs for the asset or liability that are not based on observable market data (unobservable inputs).

When measuring the fair value of an asset or a liability, the Company uses observable market data as far as possible. If the inputs used to measure the fair value of an asset or a liability fall into different levels of the fair value hierarchy, then the fair value measurement is categorized in its entirety in the same level of the fair value hierarchy as the lowest level input that is significant to the entire measurement.

The Company recognizes transfers between levels of the fair value hierarchy at the end of the reporting period during which the change has occurred.

Further information about the assumptions made in measuring fair values is included in the following notes:

Note 3(a) – financial instruments;

3. Significant accounting policies

a. Financial instruments

Non-derivative financial instruments

All financial instruments are recognized initially at fair value. Transaction costs that are attributable to the acquisition of the financial asset (other than financial assets recorded at fair value through profit or loss) are included in the fair value of the financial assets. Purchase or sales of financial assets that require delivery of assets within a time frame established by regulation or convention in the market place (regular way trade) are recognized on trade date. While, loans and borrowings and payable are recognized net of directly attributable transactions costs.

RamkyElsamex Hyderabad Ring Road Limited
Notes to the financial statements for the year ended 31 March 2023

For the purpose of subsequent measurement, financial instruments of the Company are classified in the following categories: non-derivative financial assets at amortized cost; non derivative financial liabilities at amortized cost. The classification of financial instruments depends on the objective of the business model for which it is held. Management determines the classification of its financial instruments at initial recognition

Non- derivative financial assets

Financial assets are initially measured at fair value plus transaction costs and subsequently carried at amortized cost using the effective interest method, less any impairment loss.

The company's financial assets include security deposits, cash and cash equivalents, employee and other advances, trade receivables and eligible current and non-current assets.

Non-derivative financial assets – service concession arrangements

The Company recognises a financial asset arising from a service concession arrangement when it has an unconditional contractual right to receive cash or another financial asset from or at the direction of the grantor of the concession for the construction or upgrade services provided. Such financial assets are measured at fair value upon initial recognition and classified as trade receivables. Subsequent to initial recognition, such financial assets are measured at amortised cost.

Non-derivative financial liabilities

Financial liabilities at amortized cost are initially recognized at fair value, and subsequently carried at amortized cost using the effective interest method.

The company has the following financial liabilities: loans and borrowings, trade and other payables including deposits collected from various parties.

Offsetting

Financial assets and financial liabilities are offset and the net amount presented in the balance sheet when, and only when, the Company currently has a legally enforceable right to set off the amounts and it intends either to settle them on a net basis or to realise the asset and settle the liability simultaneously.

b. Property, plant and equipment

i. Recognition and measurement

Items of property, plant and equipment are measured at cost, which includes capitalised borrowing costs, less accumulated depreciation and accumulated impairment losses, if any

Cost of an item of property, plant and equipment comprises its purchase price, including import duties and non-refundable purchase taxes, after deducting trade discounts and rebates, any directly attributable cost of bringing the item to its working condition for its intended use and estimated costs of dismantling and removing the item and restoring the site on which it is located.

The cost of a self-constructed item of property, plant and equipment comprises the cost of materials and direct labor, any other costs directly attributable to bringing the item to working condition for its intended use, and estimated costs of dismantling and removing the item and restoring the site on which it is located.

If significant parts of an item of property, plant and equipment have different useful lives, then they are accounted for as separate items (major components) of property, plant and equipment. Any gain or loss on disposal of an item of property, plant and equipment is recognised in profit or loss.

ii. Transition to Ind AS

On transition to Ind AS, the Company has elected to measure its property, plant and equipment at its fair value as per Ind AS, and use that fair value as the deemed cost of such property, plant and equipment.

RamkyElsamex Hyderabad Ring Road Limited
Notes to the financial statements for the year ended 31 March 2023

iii. Subsequent expenditure

Subsequent expenditure is capitalised only if it is probable that the future economic benefits associated with the expenditure will flow to the Company.

iv. Depreciation

The estimated useful lives of items of property, plant and equipment for the current and comparative periods are as follows:

Asset	Management estimate of useful life	Useful life as per Schedule II
Office equipment	5 years	5years
Furniture and fixtures	10 years	10 years
Computer equipment	3 years	3 years

Depreciation method, useful lives and residual values are reviewed at each financial year-end and adjusted if appropriate. Based on technical evaluation and consequent advice, the management believes that its estimates of useful lives as given above best represent the period over which management expects to use these assets.

Depreciation on additions (disposals) is provided on a pro-rata basis i.e. from (upto) the date on which asset is ready for use (disposed of).

c. Inventories

Inventories are measured at the lower of cost and net realisable value. The cost of inventories is based on the first-in first-out formula, and includes expenditure incurred in acquiring the inventories, production or conversion costs and other costs incurred in bringing them to their present location and condition. Net realisable value is the estimated selling price in the ordinary course of business, less the estimated costs of completion and selling expenses.

d. Impairment

i. Impairment of financial instruments

In accordance with Ind-AS 109, the Company applies Expected Credit Loss (ECL) model for measurement and recognition of impairment loss on the following financial assets and credit risk exposure:

- Financial assets that are debt instruments, and are measured at amortised cost e.g., loans, debt securities, deposits, and bank balance.
- Trade receivables.

The Company follows 'simplified approach' for recognition of impairment loss allowance on trade receivables which do not contain a significant financing component. The application of simplified approach does not require the company to track changes in credit risk. Rather, it recognises impairment loss allowance based on lifetime ECLs at each reporting date, right from its initial recognition

Measurement of expected credit losses

Expected credit losses are a probability weighted estimate of credit losses. Credit losses are measured as the present value of all cash shortfalls (i.e. the difference between the cash flows due to the Company in accordance with the contract and the cash flows that the Company expect to receive).

Presentation of allowance for expected credit losses in the Balance Sheet

Loss allowances for financial assets measured at amortised cost are deducted from the gross carrying amount of the assets.

Write-off

The gross carrying amount of a financial asset is written off (either partially or in full) to the extent that there is no realistic prospect of recovery. This is generally the case when the Company determines that the debtor does not have assets or sources of income that could generate sufficient cash flows to repay the amounts subject to the write-off.

RamkyElsamex Hyderabad Ring Road Limited
Notes to the financial statements for the year ended 31 March 2023

However, financial assets that are written off could still be subject to enforcement activities in order to comply with the Company's procedures for recovery of amounts due.

ii. Impairment of non-financial assets

The Company's non-financial assets, other than deferred tax assets are reviewed at each reporting date to determine whether there is any indication of impairment. If any such indication exists, then the asset's recoverable amount is estimated.

For impairment testing, assets that do not generate independent cash inflows are grouped together into cash-generating units (CGUs). Each CGU represents the smallest group of assets that generates cash inflows that are largely independent of the cash inflows of other assets or CGUs.

The recoverable amount of a CGU (or an individual asset) is the higher of its value in use and its fair value less costs to sell. Value in use is based on the estimated future cash flows, discounted to their present value using a pre-tax discount rate that reflects current market assessments of the time value of money and the risks specific to the CGU (or the asset).

An impairment loss is recognised if the carrying amount of an asset or CGU exceeds its estimated recoverable amount. Impairment losses are recognised in the statement of profit and loss. Impairment loss recognised in respect of a CGU is allocated first to reduce the carrying amount of any goodwill allocated to the CGU, and then to reduce the carrying amounts of the other assets of the CGU (or group of CGUs) on a pro rata basis.

e. Employee benefits

Short-term employee benefits

Short-term employee benefit obligations are measured on an undiscounted basis and are expensed as the related service is provided. A liability is recognised for the amount expected to be paid e.g., under short-term cash bonus, if the Company has a present legal or constructive obligation to pay this amount as a result of past service provided by the employee, and the amount of obligation can be estimated reliably.

f. Provisions (other than employee benefits)

A provision is recognised if, as a result of a past event, the Company has a present legal or constructive obligation that can be estimated reliably, and it is probable that an outflow of economic benefits will be required to settle the obligation.

Provision for major maintenance

Provisions are taken for contractual obligations to maintain the condition of infrastructure under concession, principally to cover the expense of major road repairs (surface courses, restructuring of slow lanes, etc.), bridges, tunnels etc. Provision for major maintenance is determined by discounting the expected maintenance expense spanning several years at a pre-tax rate that reflects the current market assessment of the time value and the risks specific to the liability and is updated annually. Provisions are also taken whenever recognised signs of defects are encountered on identified infrastructure.

g. Revenue recognition

i. Construction contracts

Construction contract revenue arises from construction of road as per the agreement with HMDA.

Contract revenue includes the initial amount agreed in the contract plus any variations in contract work, claims and incentive payments, to the extent that it is probable that they will result in revenue and can be measured reliably.

If the outcome of a construction contract can be estimated reliably, contract revenue is recognised in profit or loss in proportion to the stage of completion of the contract. The stage of completion is assessed by reference to surveys of work performed. Otherwise, contract revenue is recognised only to the extent of contract costs incurred that are likely to be recoverable.

Contract costs are recognised as expenses as incurred unless they create an asset related to future contract activity. An expected loss on a contract is recognised immediately in profit or loss.

RamkyElsamex Hyderabad Ring Road Limited
Notes to the financial statements for the year ended 31 March 2023

ii. Service concession arrangements

Revenue related to construction or upgrade services provided under a service concession arrangement is recognised based on the stage of completion of the work performed, consistent with the Company's accounting policy on recognising revenue on construction contracts (see (i) above). Operation or service revenue is recognised in the period in which the services are provided by the Company.

h. Government grants

Government grants are recognised initially as deferred income at fair value when there is reasonable assurance that they will be received and the Company will comply with the conditions associated with the grant; they are then recognised in profit or loss as other operating revenue on a systematic basis.

Grants that compensate the Company for expenses incurred are recognised in profit or loss as other operating revenue on a systematic basis in the periods in which such expenses are recognised.

i. Recognition of interest income or expense

Interest income or expense is recognised using the effective interest method.

The 'effective interest rate' is the rate that exactly discounts estimated future cash payments or receipts through the expected life of the financial instrument to:

- the gross carrying amount of the financial asset; or
- the amortised cost of the financial liability

In calculating interest income and expense, the effective interest rate is applied to the gross carrying amount of the asset or to the amortised cost of the liability.

j. Income tax

Income tax comprises of current and deferred tax. It is recognized in profit or loss except to the extent that it relates to an item recognized directly in equity or in other comprehensive income.

i. Current tax

Current tax comprises the expected tax payable or receivable on the taxable income or loss for the year and any adjustment to the tax payable or receivable in respect of previous years. The amount of current tax reflects the best estimate of the tax amount expected to be paid or received after considering the uncertainty, if any, related to income taxes. It is measured using tax rates (and tax laws) enacted or substantively enacted by the reporting date.

Current tax assets and current tax liabilities are offset only if there is a legally enforceable right to set off the recognised amounts, and it is intended to realise the asset and settle the liability on a net basis or simultaneously.

ii. Deferred tax

Deferred tax is recognised in respect of temporary differences between the carrying amounts of assets and liabilities for financial reporting purposes and the corresponding amounts used for taxation purposes. Deferred tax is also recognised in respect of carried forward tax losses and tax credits.

Deferred tax assets are recognised to the extent that it is probable that future taxable profits will be available against which they can be used. The existence of unused tax losses is strong evidence that future taxable profit may not be available. Therefore, in case of a history of recent losses, the Company recognises a deferred tax asset only to the extent that it has sufficient taxable temporary differences or there is convincing other evidence that sufficient taxable profit will be available against which such deferred tax asset can be realised. Deferred tax assets – unrecognised or recognised, are reviewed at each reporting date and are recognised/ reduced to the extent that it is probable/ no longer probable respectively that the related tax benefit will be realised.

Deferred tax is measured at the tax rates that are expected to apply to the period when the asset is realised or the liability is settled, based on the laws that have been enacted or substantively enacted by the reporting date.

The measurement of deferred tax reflects the tax consequences that would follow from the manner in which the Company expects, at the reporting date, to recover or settle the carrying amount of its assets and liabilities.

RamkyElsamex Hyderabad Ring Road Limited

Notes to the financial statements for the year ended 31 March 2023

Deferred tax assets and liabilities are offset if there is a legally enforceable right to offset current tax liabilities and assets, and they relate to income taxes levied by the same tax authority on the same taxable entity, or on different tax entities, but they intend to settle current tax liabilities and assets on a net basis or their tax assets and liabilities will be realised simultaneously.

k. Borrowing cost

Borrowing costs are interest and other costs (including exchange differences relating to foreign currency borrowings to the extent that they are regarded as an adjustment to interest costs) incurred in connection with the borrowing of funds. Borrowing costs directly attributable to acquisition or construction of an asset which necessarily take a substantial period of time to get ready for their intended use are capitalised as part of the cost of that asset. Other borrowing costs are recognised as an expense in the period in which they are incurred.

l. Segment reporting

The Board of Directors assess the financial performance of the Company and make strategic decisions and has been identified as being the Chief Operating Decision Maker (CODM). Based on the internal reporting provided to the CODM, the Company has only one reportable segment i.e. the BOT road project and hence no separate disclosures are required under Ind AS 108.

m. Earnings per share

The basic earnings per share ("EPS") for the year is computed by dividing the net profit/ (loss) after tax for the year attributable to equity shareholders by the weighted average number of equity shares outstanding during the year.

Diluted earnings per share adjust the figures used in the determination of basic earnings per share to take into account:

- the after income tax effect of interest and other financing costs associated with dilutive potential equity shares, and
- the weighted average number of additional equity shares that would have been outstanding assuming the conversion of all dilutive potential equity shares

Ramky Elsamex Hyderabad Ring Road Limited
 CIN:U45203TG2007PLC054825
 Statement of changes in equity for the Year ended 31 March 2023

a. Equity share capital

(Rs in Millions)

	Amount
Balance as at 31 March 2021	200.00
Changes in Equity Share Capital Due to Prior period Errors	-
Restated balance as 01 April 2021	200.00
Changes in equity share capital during 2021-22	-
Balance as at the 31 March 2022	200.00
Changes in Equity Share Capital Due to Prior period Errors	-
Restated balance as 01 April 2022	200.00
Changes in equity share capital during 2022-23	-
Balance as at the 31 March 2023	200.00

b. Other equity

(Rs in Millions)

	Reserves and surplus	Equity component of compound financial instruments	Total
	Retained earnings		
Balance as at 31 March 2021	434.07	30.41	464.48
Changes in Accounting policy or prior period errors	-	-	-
Restated balance as 01 April 2021	434.07	30.41	464.48
Total comprehensive income for the year ended 31 March 2022			
Profit or loss	59.22	-	59.22
Others	0.09	-	0.09
Total comprehensive income	59.31	-	59.31
Transactions with owners, recorded directly in equity			
	-	-	-
Balance at 31 March 2022	493.38	30.41	523.80
Changes in Accounting policy or prior period errors	-	-	-
Restated balance as 01 April 2022	493.38	30.41	523.80
Total comprehensive income for the year ended 31 March 2023			
Profit or loss	(201.20)	-	(201.20)
Other comprehensive income	(0.17)	-	(0.17)
Total comprehensive income	(201.37)	-	(201.37)
Transactions with owners, recorded directly in equity			
	-	-	-
Balance at 31 March 2023	292.01	30.41	322.42

The notes 1 to 39 are an integral part of these financial statements.


As per our report attached of even date.

For A B V & Associates

Chartered Accountants
 Firm Registration No. 0049375



 A.S. Naidu
 Partner


Membership Number : 208585
 UDIN : 23208582BGSJHL7577





Place : Hyderabad
 Date :23rd May 2023

For and on behalf of the Board of Directors of
 Ramky Elsamex Hyderabad Ring Road Limited


 Y R Nagaraja
 Director
 DIN : 00009810


 Ravi Prasad . P
 Director
 DIN: 07872103


 Ankush Lahoti
 Company Secretary


 D Krishna Reddy
 Chief Financial Officer



4. Property, plant and equipment

Reconciliation of carrying amount

(Rs in Millions)

	Land	Electrical equipment	Vehicles	Office equipment	Total
Deemed cost (gross carrying amount)					
Balance at 1 April 2021	0.41	0.13	0.55	0.12	1.21
Additions	-	-	-	-	-
Disposals	-	-	-	-	-
Balance at 31 March 2022	0.41	0.13	0.55	0.12	1.21
Additions	-	-	-	-	-
Disposals	-	-	-	-	-
Balance at 31 March 2023	0.41	0.13	0.55	0.12	1.21
Accumulated depreciation and impairment losses					
Balance at 1 April 2021	-	-	0.55	0.05	0.60
Depreciation for the year	-	0.04	-	0.03	0.07
Balance at 31 March 2022	-	0.04	0.55	0.08	0.67
Depreciation for the year	-	0.04	-	0.02	0.06
Balance at 31 March 2023	-	0.08	0.55	0.10	0.73
Carrying amounts (net)					
Balance at 31 March 2022	0.41	0.09	-	0.04	0.53
Balance at 31 March 2023	0.41	0.05	-	0.02	0.48

5. Non-current loans and advances

	(Rs in Millions)	
	As at 31 March 2023	As at 31 March 2022
Unsecured, considered good		
Inter corporate deposit to related parties	1.52	3.33
	1.52	3.33

Inter corporate deposit carries a interest rate of 8% p.a.

6. Other non-current financial assets

	(Rs in Millions)	
	As at 31 March 2023	As at 31 March 2022
Unsecured, considered good		
Receivable from grantor	584.48	614.50
Bonus annuity receivable	315.00	-
Security deposits	0.52	0.52
	900.00	615.02

7. Other non-current assets

	(Rs in Millions)	
	As at 31 March 2023	As at 31 March 2022
TDS Receivable	20.27	27.48
	20.27	27.48

8. Deferred tax Asset, net

A. Movement in temporary differences

	(Rs in Millions)	
	As at 31 March 2023	As at 31 March 2022
Deferred tax assets		
MAT Credit Entitlement	86.05	85.96
	86.05	85.96
Deferred tax liabilities		
Receivables under Service Concession Arrangement and others	-	-
	86.05	85.96

B. Reconciliation of effective tax rate

	31 March 2023		31 March 2022	
Profit before tax		(201.22)		10.70
Tax using the Company's domestic tax rate	29.12%	(58.60)	29.12%	3.12
Effect of:				
Non-deductible expenses	0.00%	-	0.00%	0.00
Difference in tax rates	0.00%	-	-26.58%	(2.84)
Tax on exempt income	-29.12%	58.60	-456.02%	(48.79)
Effective tax rate	0.00%	-	-453.48%	(48.52)

9. Inventories

	(Rs in Millions)	
	As at 31 March 2023	As at 31 March 2022
(Valued at lower of cost or NRV)		
Stores and spares	0.23	0.22
	0.23	0.22

10. Cash and cash equivalents

	(Rs in Millions)	
	As at 31 March 2023	As at 31 March 2022
A. Cash and cash equivalents		
Cash on hand	-	-
Balances with banks:		
- in current accounts	4.70	0.52
	4.70	0.52
B. Bank balances other than above		
- deposits with maturity more than 3 months but less than 12 months*	-	14.50
	-	14.50
	4.70	15.02

* The deposits maintained by the company with banks comprise of time deposits, which can be withdrawn by the company at any point without prior notice or penalty on the principal.

11. Other current financial assets

	(Rs in Millions)	
	As at 31 March 2023	As at 31 March 2022
Other receivables	2.25	1.91
Interest receivable	0.03	0.25
Bonus annuity receivable	-	315.00
Receivable from grantor	-	630.00
	2.28	947.16

12. Other current assets

	(Rs in Millions)	
	As at 31 March 2023	As at 31 March 2022
Prepaid expenses	-	4.67
Advances for expenses	0.38	0.60
	0.38	5.36

13. Share capital

(Rs in Millions)		
	As at 31 March 2023	As at 31 March 2022
Authorised		
Equity shares of Rs.10/- each	200.00	200.00
10% Cumulative, Redeemable, Optionally Convertible Preference shares of Rs.10/- each	250.00	250.00
	450.00	450.00
Issued, subscribed and paid-up		
Equity shares of Rs. 10/- each	200.00	200.00
	200.00	200.00

10% Cumulative, Redeemable, Optionally Convertible Preference shares of Rs. 10/- each have been issued and are classified as financial liability.

A. Reconciliation of equity shares outstanding at the beginning and at the end of the reporting period

(Rs in Millions)				
	As at 31 Mar 2023		As at 31 March 2022	
	Number in Millions	Amount	Number in Millions	Amount
At the commencement of the year	20.00	200.00	20.00	200.00
Shares issued for cash	-	-	-	-
At the end of the year	20.00	200.00	20.00	200.00

B. Rights, preferences and restrictions attached to equity shares

The Company has a single class of equity shares. Accordingly, all equity shares rank equally with regard to dividends and share in the company's residual assets on winding up. The equity shares are entitled to receive dividend as declared from time to time. The voting rights of an equity shareholder on a poll (not on show of hands) are in proportion to his/its share of the paid-up equity share capital of the company. Voting rights cannot be exercised in respect of shares on which any call or other sums presently payable has not been paid. Failure to pay any amount called up on shares may lead to their forfeiture.

On winding up of the company, the holders of equity shares will be entitled to receive the residual assets of the company, remaining after distribution of all preferential amounts, in proportion to the number of equity shares held.

C. Shareholders holding more than 5% of equity share capital

	As at 31 Mar 2023		As at 31 March 2022	
	Number of shares (in Millions)	% Holding	Number of shares (in Millions)	% Holding
Ramky Infrastructure Limited	20.00	100%	20.00	100%
	20.00	100%	20.00	100%

D. Details of shareholding by Holding Company

	As at 31 Mar 2023		As at 31 March 2022	
	Number of shares (in Millions)	% Holding	Number of shares (in Millions)	% Holding
Ramky Infrastructure Limited - Equity shares	20.00	100%	20.00	100%

E. Shares held by the promoter

As at 31st March 2023						Number in Millions	
Promoter Name	Class of Equity Shares	No. of shares at the beginning of the year	Change during the year	No. of shares at the end of the year	% of Total Shares	% change during the year	
Ramky Infrastructure Limited	Equity shares of Rs.10 each	20.00	-	20.00	100%	-	

As at 31st March 2022						Number in Millions	
Promoter Name	Class of Equity Shares	No. of shares at the beginning of the year	Change during the year	No. of shares at the end of the year	% of Total Shares	% change during the year	
Ramky Infrastructure Limited	Equity shares of Rs.10 each	20.00	-	20.00	100%	-	

14. Other equity

(Rs in Millions)		
	As at 31 March 2023	As at 31 March 2022
Surplus in the statement of profit and loss		
Balance at the beginning of the year	493.38	434.07
Add: (Loss)/ Profit for the year	(201.37)	59.30
Add: Transfer from reserves	-	-
Balance at the end of the year	292.01	493.38
Equity component of compound financial instruments		
Balance at the beginning of the year	30.41	30.41
Additions during the year	-	-
Balance at the end of the year	30.41	30.41
	322.41	523.79

15. Non-current borrowings

(Rs in Millions)

	As at 31 March 2023	As at 31 March 2022
Unsecured		
Inter corporate deposit from related party	245.52	418.76
10% Cumulative, Redeemable, Optional, Convertible Preference Shares of Rs.10/- each	240.00	235.53
	485.52	654.29

A. Terms and conditions attached to 10% Cumulative, Redeemable, Optional, Convertible Preference Shares

The Company issued 19,165,700 (September-2008) and 5,834,300 (March-2009) 10% Cumulative, Redeemable, Optionally Convertible Preference Shares of Rs.10/- each at par. These shares are redeemable either at the end of 15 years unless and otherwise converted into equity shares anytime before redemption. The holder of the preference shares has an option to convert these shares into equity at any time during the tenure of the preference shares at a price and terms mutually agreed between the parties.

The preference shares issued are analysed as a compound financial instrument and are separated into a liability and an equity component. The fair value of the liability component is initially measured at amortised cost determined using a market rate for an equivalent non-convertible instrument. The residual amount is recognised in equity. The finance cost arising on the liability component is included in finance cost in the Statement of Profit and Loss. The carrying amount of the conversion option as reflected in the equity is not re-measured in subsequent periods.

B. Inter corporate deposit from related parties carries a interest rate of 8%p.a.

16. Long term provisions

(Rs in Millions)

	As at 31 March 2023	As at 31 March 2022
Provision for		
Gratuity	1.31	0.96
Leave encashment	0.60	0.46
	1.91	1.42

17. Trade payables

(Rs in Millions)

	As at 31 March 2023	As at 31 March 2022
Creditors for operations and maintenance expense	-	1.30
Creditors for construction work	-	15.52
Creditors for expenses	2.21	301.42
	2.21	318.24

Particulars	Outstanding for the following periods from the due date of payment*				
	<1 year	1-2 years	2-3 years	Morethan 3 years	Total
As at 31 March 2023					
Micro Small Medium Enterprises					
- Undisputed Dues	-	-	-	-	-
- Disputed dues	-	-	-	-	-
Other than Micro Small Medium Enterprises					
- Undisputed Dues	1.60	0.24	-	0.37	2.21
- Disputed dues	-	-	-	-	-
As at 31 March 2022					
Micro Small Medium Enterprises					
- Undisputed Dues	-	-	-	-	-
- Disputed dues	-	-	-	-	-
Other than Micro Small Medium Enterprises					
- Undisputed Dues	299.00	-	0.01	19.23	318.24
- Disputed dues	-	-	-	-	-

18. Other current financial liabilities

(Rs in Millions)

	As at 31 March 2023	As at 31 March 2022
Interest accrued but not due on borrowings	3.04	0.92
	3.04	0.92

19. Current provisions

(Rs in Millions)

	As at 31 March 2023	As at 31 March 2022
Provision for		
Gratuity	0.05	0.03
Leave encashment	0.12	0.09
	0.17	0.12

20. Other current liabilities

(Rs in Millions)

	As at 31 March 2023	As at 31 March 2022
Statutory liabilities	0.64	1.30
	0.64	1.30

21. Revenue from contracts with customers

(Rs in Millions)

	Year ended 31 March 2023	Year ended 31 March 2022
Rendering of services		
Construction income	-	-
Operating income	109.05	353.76
	109.05	353.76

22. Other income

(Rs in Millions)

	Year ended 31 March 2023	Year ended 31 March 2022
Interest income	0.49	41.03
Interest under Service Concession Arrangement (SCA)	1.98	38.46
Insurance claim	2.16	1.35
Liabilities no longer required	15.52	-
Excess provision reversed	-	0.02
	20.15	80.86

23. Employee benefits expense

(Rs in Millions)

	Year ended 31 March 2023	Year ended 31 March 2022
Salaries and wages	7.76	6.15
Gratuity	0.19	0.16
Leave Encashment	0.30	-
Contribution to Provident fund	0.28	0.28
	8.53	6.59

24. Finance costs

(Rs in Millions)

	Year ended 31 March 2023	Year ended 31 March 2022
Interest expense	27.70	86.96
Other borrowing costs	0.00	0.00
	27.70	86.96

25. Other expenses

(Rs in Millions)

	Year ended 31 March 2023	Year ended 31 March 2022
O&M expenditure and client recoveries	284.60	315.91
Professional consultancy charges	0.90	4.94
Insurance	4.68	5.66
Rates and taxes	0.09	0.72
Auditor fee	0.31	0.27
Travelling and conveyance	0.04	0.01
Office Maintenance	0.28	0.17
CSR expenditure	1.11	0.85
Balances written off	2.05	-
Power and fuel	0.07	1.77
	294.13	330.30

26. Current tax

(Rs in Millions)

	Year ended 31 March 2023	Year ended 31 March 2022
Current Tax (MAT)	-	2.61
Less: MAT Credit Entitlement	-	(2.34)
	-	0.27

27. Capital management

The Company's policy is to maintain a strong capital base so as to safeguard its ability to continue as a going concern, so that it can continue to provide returns for shareholders and benefits for other stakeholders and for the future development of the Company. In order to maintain or achieve an optimal capital structure, the Company may adjust the amount of dividend payment, return on capital to shareholders or issue of new shares.

The Company's adjusted net debt to equity ratio at 31 March 2023 was as follows:

	(Rs in Millions)	
	As at 31 March 2023	As at 31 March 2022
Total debt	485.52	654.29
Less: cash and cash equivalents	(4.70)	(0.52)
Adjusted net debt	480.82	653.77
Total equity	522.42	723.79
Adjusted equity	522.42	723.79
Adjusted net debt to adjusted equity ratio	0.92	0.90

28. Earnings per share

Basic earnings per share is calculated by dividing:

- the profit attributable to owners of the group
- by the weighted average number of equity shares outstanding during the financial year, adjusted for bonus elements in equity shares issued during the year and excluding treasury shares

	(Rs in Millions)	
	Year ended 31 March 2023	Year ended 31 March 2022
i. Profit (loss) attributable to equity shareholders(basic)	(201.20)	59.22
ii. Weighted average number of equity shares (basic)	20.00	20.00
Basic EPS	(10.06)	2.96
i. Profit (loss) attributable to equity shareholders(diluted)	(201.20)	59.22
ii. Weighted average number of equity shares (diluted)*	45.00	45.00
Diluted EPS	(10.06)	1.32

*25,000,000 10% Cumulative, Redeemable, Optionally Convertible Preference shares of Rs. 10/- each, can potentially dilute the basic earnings per share in future, but were not included in the calculation of diluted earnings per share for current year because they are antidilutive for the period presented.

29. Financial instruments - Fair values and risk management**A. Accounting classifications and fair values**

The carrying amounts of financial assets and liabilities recognized in the financial statements approximate their fair values and hence no further details about the fair value measurements including their levels in the fair value hierarchy is not given. No assets and liabilities are measured at fair value.

The following table shows the carrying amounts and fair values of financial assets and financial liabilities:

31 March 2023		(Rs in Millions)	
	Carrying amount		
	Other financial assets -amortised cost	Other financial liabilities - amortised cost	Total carrying amount
Financial assets not measured at fair value			
Loans	1.52	-	1.52
Receivables from grantor under SCA	899.48	-	899.48
Security deposits	0.52	-	0.52
Other financial assets	2.28	-	2.28
Cash and cash equivalents	4.70	-	4.70
	908.50	-	908.50
Financial liabilities not measured at fair value			
Loans from related parties	-	245.52	245.52
Optionally convertible preference shares	-	240.00	240.00
Trade payables	-	2.21	2.21
Other financial liabilities	-	3.04	3.04
	-	490.77	490.77

29. Financial instruments - Fair values and risk management (continued)

A. Accounting classifications and fair values

31 March 2022

(Rs in Millions)

	Carrying amount		
	Other financial assets -amortised cost	Other financial liabilities - amortised cost	Total carrying amount
Financial assets measured at amortized cost			
Loan	3.33		3.33
Receivables from grantor under SCA	1,559.50	-	1,559.50
Security deposits	0.52	-	0.52
Other financial assets	2.17		2.17
Cash and cash equivalents	15.02	-	15.02
	1,580.54	-	1,580.54
Financial liabilities not measured at fair value			
Loans from related parties	-	418.76	418.76
Optionally convertible preference shares	-	235.53	235.53
Trade payables	-	318.24	318.24
Other financial liabilities	-	0.92	0.92
	-	973.45	973.45

B. Financial risk management

The Company has exposure to the following risks arising from financial instruments:

- a) credit risk
- b) liquidity risk
- c) market risk

i) Risk management framework

The Company's board of directors has overall responsibility for the establishment and oversight of the Company's risk management framework. The Company's risk management policies are established to identify and analyse the risks faced by the Company, to set appropriate risk limits and controls and to monitor risks and adherence to limits. Risk management policies and systems are reviewed regularly to reflect changes in market conditions and the Company's activities. The Company, through its training and management standards and procedures, aims to maintain a disciplined and constructive control environment in which all employees understand their roles and obligations.

The Company's Board oversees how management monitors compliance with the Company's risk management policies and procedures, and reviews the adequacy of the risk management framework in relation to the risks faced by the Company. The Board is assisted in its oversight role by internal audit. Internal audit undertakes both regular and ad hoc reviews of risk management controls and procedures, the results of which are reported to the Board.

29. Financial instruments - Fair values and risk management (continued)

B. Financial risk management

ii) Credit risk

Credit risk is the risk of financial loss to the Company if a customer or counterparty to a financial instrument fails to meet its contractual obligations, and arises principally from the Company's receivables from customers; loans and investments in debt securities

The carrying amounts of financial assets represent the maximum credit risk exposure.

Trade receivables and loans

The Company's exposure to credit risk is influenced mainly by the individual characteristics of each customer. However, management also considers the factors that may influence the credit risk of its customer base, including the default risk associated with the industry in which customers operate.

Cash and cash equivalents

The Company holds cash and cash equivalents of INR 4.70 millions at 31 March 2023 (31 March 2022: INR 0.52 millions). The credit risk on liquid funds is limited because the counterparties are banks with high credit ratings assigned by international credit rating agencies.

iii) Liquidity risk

Liquidity risk is the risk that the Company will encounter difficulty in meeting the obligations associated with its financial liabilities that are settled by delivering cash or another financial asset. The Company's approach to managing liquidity is to ensure, as far as possible, that it will have sufficient liquidity to meet its liabilities when they are due, under both normal and stressed conditions, without incurring unacceptable losses or risking damage to the Company's reputation. The Company uses activity-based costing to cost its products and services, which assists it in monitoring cash flow requirements and optimising its cash return on investments.

Exposure to liquidity risk

The following are the remaining contractual maturities of financial liabilities at the reporting date. The amounts are gross and undiscounted, and include contractual interest payments and exclude the impact of netting agreements

31 March 2023

(Rs in Millions)

	Carrying Amount	Contractual Cash flows					
		Total	6 months or less	6-12 months	1-2 Years	2-5 Years	More than 5 years
Non-derivative financial liabilities							
Loans from related parties	245.52	245.52	-	-	-	-	245.52
Optionally convertible preference shares	240.00	240.00	-	-	-	-	240.00
Trade payables	2.21	2.21	2.21	-	-	-	-
Other financial liabilities	3.04	3.04	3.04	-	-	-	-
	490.77	490.77	5.25	-	-	-	485.52

31 March 2022

(Rs in Millions)

	Carrying Amount	Contractual Cash flows					
		Total	6 months or less	6-12 months	1-2 Years	2-5 Years	More than 5 years
Non-derivative financial liabilities							
Loans from related parties	418.76	418.76	-	-	-	-	418.76
Optionally convertible preference shares	235.53	235.53	-	-	-	-	235.53
Trade payables	318.24	318.24	318.24	-	-	-	-
Other financial liabilities	0.92	0.92	0.92	-	-	-	-
	973.46	973.46	319.17	-	-	-	654.29

iv) Market risk

Market risk is the risk that changes in market prices – such as foreign exchange rates, interest rates and equity prices – will affect the Company's income or the value of its holdings of financial instruments. The objective of market risk management is to manage and control market risk exposures within acceptable parameters, while optimising the return.

Interest rate risk

The Company adopts a policy of ensuring that between 80% and 90% of its interest rate risk exposure is at a fixed rate. This is achieved partly by entering into fixed-rate instruments and partly by borrowing at a floating rate instruments.

Exposure to interest rate risk

The interest rate profile of the Company's interest-bearing financial instruments as reported to management is as follows:

(Rs in Millions)

	31 March 2023	31 March 2022
Fixed rate instruments		
Financial assets	1.52	17.83
Financial liabilities	245.52	418.76

30. Assets and liabilities relating to employee benefits

For details about the related employee benefit expenses, see Note 23.

The Company operates the following post-employment defined benefit plan:

The Company has a defined benefit gratuity plan in India, governed by the Payment of Gratuity Act, 1972. The plan entitles an employee, who has rendered at least five years of continuous service, to gratuity at the rate of fifteen days wages for every completed year of service or part thereof in excess of six months, based on the rate of wages last drawn by the employee concerned. This defined benefit plans expose the Company to actuarial risks, such as longevity risk, currency risk, interest rate risk and market (investment) risk

A. Funding

The gratuity plan is unfunded.

B. Reconciliation of the net defined benefit (asset) liability

The following table shows a reconciliation from the opening balances to the closing balances for the net defined benefit (asset) liability and its components.

Reconciliation of present value of defined benefit obligation

Liability	(Rs in Millions)	
	31 March 2023	31 March 2022
Balance at the beginning of the year	0.99	0.93
Benefits paid	-	-
Current service cost	0.11	0.09
Past service cost	-	-
Interest expenses	0.08	0.06
Actuarial (gains) losses recognised in other comprehensive income		
- changes in demographic assumptions	-	-
- changes in financial assumptions	(0.03)	(0.05)
- experience adjustments	0.20	(0.04)
Balance at the end of the year	1.35	0.99

Expense recognised in profit or loss

	(Rs in Millions)	
	31 March 2023	31 March 2022
Current service cost	0.11	0.09
Past service cost	-	-
Interest expenses	0.08	0.06
Interest income	-	-
	0.19	0.16

Remeasurements recognised in other comprehensive income

	(Rs in Millions)	
	31 March 2023	31 March 2022
Actuarial (gain) loss on defined benefit obligation	0.17	(0.09)
Return on plan assets excluding interest income	-	-
	0.17	(0.09)

C. Defined benefit obligation

i. Actuarial assumptions

Principal actuarial assumptions at the reporting date (expressed as weighted averages):

	31 March 2023	31 March 2022
Discount rate	7.52%	7.34%
Future salary growth	4.00%	4.00%
Withdrawal Rate	2.00%	2.00%
Mortality table (as % of IALM (2012-14) Ult. Mortality Table)	100.00%	100.00%

ii. Sensitivity analysis

Reasonably possible changes at the reporting date to one of the relevant actuarial assumptions, holding other assumptions constant, would have affected the defined benefit obligation by the amounts shown below

	(Rs in Millions)			
	31 March 2023		31 March 2022	
	Increase	Decrease	Increase	Decrease
Discount rate (1% movement)	1.22	1.50	0.90	1.11
Future salary growth (1% movement)	1.52	1.21	1.12	0.89
Withdrawal rate (1% movement)	1.40	1.30	1.03	0.96

Although the analysis does not take account of the full distribution of cash flows expected under the plan, it does provide an approximation of the sensitivity of the assumptions shown.

Liability for Leave encashment as on 31 March 2023 is Rs.0.72 Millions (previous year: Rs. 0.55 Millions). Cost of Leave encashment liability is a non funded liability.

31. Related parties

A. List of related parties and nature of relationship

S. No.	Name of the related party	Nature of relationship
1	Ramky Infrastructure Limited	Holding Company
2	Elsamex SA	Enterprise where KMP have significant influence
3	Ramky Estates and Farms Limited	Group company
4	Mr. D. Krishna Reddy	Chief Financial Officer
5	Mr. Ankush Lahoti	Company Secretary
6	Dr. S. Ravi Kumar Reddy	Independent Director
7	Mr. V. Murahari Reddy	Independent Director

B. Transactions with related parties during the year

				(Rs in Millions)	
S. No.	Name of the related party	Nature of transactions	31 March 2023	31 March 2022	
1	Ramky Infrastructure Limited	Unsecured loan given	-	40.88	
		Operation and maintenance expenses	-	7.78	
		Unsecured loan received back	1.81	1,053.64	
		Security deposit repaid	-	(0.29)	
		Interest income	0.22	39.99	
		Interest receivable received	0.42	76.09	
2	Ramky Estates and Farms Limited	Unsecured loan repaid	173.24	1,231.24	
		Interest repaid	18.76	196.47	
		Interest expense	23.20	82.11	
3	Elsamex S.A	Liabilities no longer required	15.52	-	
4	Mr. D. Krishna Reddy	Salary	0.90	0.73	
5	Mr. Ankush Lahoti	Salary	0.30	0.30	
6	Dr. S. Ravi Kumar Reddy	Sitting fees	0.18	-	
7	Mr. V. Murahari Reddy	Sitting fees	0.18	-	

C. Balances outstanding at the end of the year

				(Rs in Millions)	
S. No.	Name of the related party	Nature of transactions	31 March 2023	31 March 2022	
1	Ramky Infrastructure Limited	Equity share capital	200.00	200.00	
		Preference share capital	250.00	250.00	
		Creditors for O&M expenses	-	1.30	
		Unsecured loan given	1.52	3.33	
		Interest receivable	0.03	0.26	
2	Elsamex S.A	Trade payables	-	15.52	
3	Ramky Estates and Farms Limited	Unsecured loan taken	245.52	418.76	
		Interest payable	3.04	0.92	
4	Mr. D. Krishna Reddy	Salary	0.07	0.06	
5	Mr. Ankush Lahoti	Salary	0.02	0.020	

32. Ratio Analysis and its elements

Ratio	Numerator	Denominator	31 March 2023	31 March 2022	% change	Reason for variance
Current ratio	Current Assets	Current Liabilities	1.25	3.02	-58.51%	Refer note (i) below
Debt- Equity Ratio	Total Debt	Shareholder's Equity	0.93	0.90	2.81%	
Debt Service Coverage ratio	Earnings for debt service = Net profit after taxes + Non-cash operating expenses	Debt service = Interest & Lease Payments + Principal Repayments	-0.89	0.10	-971.39%	Refer note (ii) below
Return on Equity ratio	Net Profits after taxes - Preference Dividend	Average Shareholder's Equity	-32.29%	8.53%	-478.47%	Refer note (ii) below
Inventory Turnover ratio	Cost of goods sold	Average Inventory	0.00	0.00	0.00%	
Trade Receivable Turnover Ratio	Net credit sales = Gross credit sales - sales return	Average Trade Receivable	0.00	0.00	0.00%	
Trade Payable Turnover Ratio	Net credit purchases = Gross credit purchases - purchase return	Average Trade Payables	1.87	1.82	2.90%	
Net Capital Turnover Ratio	Net sales = Total sales - sales return	Working capital = Current assets - Current liabilities	71.25	0.55	12935.26%	Refer note (iii) below
Net Profit ratio	Net Profit	Net sales = Total sales - sales return	-181.23%	15.10%	-71.61%	Refer note (ii) below
Return on Capital Employed	Earnings before interest and taxes	Capital Employed = Tangible Net Worth + Total Debt + Deferred Tax Liability	-17.24%	7.10%	-342.71%	Refer note (ii) below

(i) Increase in non current portion of Receivable from grantor resulted decrease in working capital and ratio.

(ii) Loss during the year due to fulfillment of handing over obligations.

(iii) Increase in non current portion of Receivable from grantor resulted decrease in working capital and increase in ratio.

33. Service concession arrangement

The Company has entered into a service concession arrangement with Hyderabad Metropolitan Development Authority (HMDA) for design, construction, development, finance, operation and maintenance of eight lane access controlled expressway under Phase-IIA programme as an extension of Phase-I of ORR to Hyderabad City, in the state of Andhra Pradesh, for the package from Tukkguda to Shamshabad from Km 121.00 to Km 133.63 on Build, Operate and Transfer (BOT) (Annuity) Basis for a period of fifteen (15) years from commencement date i.e. 27 November 2007 including construction period of two years and six months. The construction activities were completed on 26 November 2009. The SCA does not provide for any renewal of this arrangement.

The Company has received cash support by way of grant for a sum of INR 665.02 Millions (20% of the total project cost). The Company has right to receive an annuity payment of INR 315.00 Millions on half yearly basis from the grantor. Accordingly, the Company has recognised a financial asset. The Company is also entitled to receive bonus for early completion of the project or incur reduction in annuity for delayed completion of the project, as the case may be. At the end of the concession period the toll road will become the property of the grantor and the Company will have no further involvement in its operation or maintenance.

During the year, the Company has recorded revenue of Rs.109.05 Millions as operational income. Financial asset of Rs. 584.48 Millions and bonus annuity receivable of Rs. 315.00 Millions has been recognised as at 31st March 2023.

34. As the Company is not in the possession of information regarding dues to the Micro, Small and Medium Enterprises, the same has not been furnished herewith.

35. Balances in respect of Creditors, receivables and various Advances are subject to confirmation from the respective parties.

36. Previous figures have been regrouped / rearranged where ever necessary to confirm the current year classification.

37. Expenditure towards Corporate Social Responsibility (CSR) activities:

As per section 135 of the Companies Act, 2013 and rules therein, the Company is required to spend at least 2% of average net profit of past three years towards Corporate Social Responsibility (CSR). Details of corporate social responsibility expenditures as certified by Management are as follows:

Particulars	(INR in Millions)	
	31 March 2023	31 March 2022
a) Gross amount required to be spent by the Company during the year:	-	0.43
b) Amount approved by the Board to be spent during the year	-	0.85
c) Amount spent during the year on:		
i) Construction/acquisition of any asset	-	-
ii) On purposes other than (i) above	-	0.50
d) Details related to spent / unspent obligations:		
i) Contribution to Public Trust	-	-
ii) Contribution to Charitable Trust	-	0.50
iii) Unspent amount in relation to:		
- Ongoing project	-	-
- Other than ongoing project	-	0.35

Details of ongoing project and other than ongoing project

In case of S. 135(6) (Ongoing Project)						
Opening Balance		Amount required to be spent during the year	Amount spent during the year		Closing Balance	
With Company	In Separate CSR Unspent A/c		From Company's bank A/c	From Separate CSR Unspent A/c	With Company	In Separate CSR Unspent A/c
-	-	-	-	-	-	-

(INR in Millions)

In case of S. 135(5) (Other than ongoing project)				
Opening Balance	Amount deposited in Specified Fund of Sch. VII within 6 months	Amount required to be spent during the year	Amount spent during the year	Closing Balance
1.04	0.00	-	1.10	(0.06)

38. The Company had executed the Project for Hyderabad Metropolitan Development Authority (HMDA). As at 31st March 2023, the trade receivables includes the following amounts from HMDA towards various retentions:

(Rs. in Millions)

Particulars	Amount
1. Bonus Annuity	315.00
2. Retention in First annuity	197.75
3. Retention in Fourth annuity	161.63
4. Retention in Eighth annuity	4.60
5. Retention in Twenty first annuity	121.54

During the year 2013-14 the Company had sent Arbitration Notice to HMDA for recovery of the receivables and both the company and HMDA appointed Arbitrators. Arbitral Award pronounced on 18.06.2018 in favour of the company. HMDA filed application before District Commercial court under section 34 & 36 of A & C Act seeking set aside of the award pronounced by Arbitral tribunal and for a stay on the Award respectively. The company filed reply for the same and argued on their application seeking stay on the Award. Hon'ble court was convinced with the Arguments of the company and allowed the application and granted conditional stay on the Award subject to HMDA depositing 50% of the Award Value in the Court. With in 60 days from the date of the order i.e, 18.03.2019, HMDA did not deposit the sum as ordered an instead preferred to challenge the Order of the District court by filing an appeal in the Hon'ble High Court. Now the matter is pending before Hon'ble High Court for the state of Telangana, Hyderabad.

Challenging the Arbitral Award, HGCL filed an application U/s 34 of the A&C Act before the District Commercial Court at Hyderabad seeking setting aside of the Award along with an application U/s 35 of the A&C Act seeking a stay on the Award. Claimant arguments are completed. Next date posted to 9th of June 2023 for Respondent Arguments

The company has filed an Execution Petition before the District Commercial Court at Hyderabad seeking attachment of the moveable properties and bank Accounts of the HGCL for recovery of the decretal amount. HGCL filed CRP before Hon'ble High Court and got a stay on Execution proceedings. Matter not listed.

During the previous year HMDA deducted an amount of Rs.121.38 Millions towards damages. The company approached HMDA, that the imposition of the said damages is not in consonance with the agreement and sought for amicable resolution of the disputes in accordance with clause 39.1(b) of the Agreement, regarding the imposition of the said damages. The company filed Application under Section 9 of the Arbitration and Conciliation Act, 1996 filed before the Hon'ble Additional Chief Judge Cum Commercial Court, City Civil Court at Hyderabad, issued notice in accordance with clause 39.2 of the Concession agreement for resolving the dispute and appointed Arbitrator. HMDA has also appointed Arbitrator and both the Nominee Arbitrators have to appoint the third Arbitrator who shall act as Presiding Arbitrator. HGCL filed CRP before Hon'ble High court to setting aside of the order dated 26.01.2023 passed by Arbitral Tribunal in application under section 32 of the A&C Act, 1996, company filed reply. However matter got disposed infavour of HGCL on 22.04.2023, awaiting for detailed orders.

39. Other Statutory Information:

- The Company do not have any Benami property, where any proceeding has been initiated or pending against the Company for holding any Benami property.
- Transactions with struck off companies: Nil
- The Company do not have any charges or satisfaction which is yet to be registered with ROC beyond the statutory period.
- The Company have not traded or invested in Crypto currency or Virtual Currency during the financial year.
- The Company have not advanced or loaned or invested funds to any other persons or entities, including foreign entities (Intermediaries) with the understanding that the Intermediary shall: directly or indirectly lend or invest in other persons or entities identified in any manner whatsoever by or on behalf of the company (Ultimate Beneficiaries) or The Company have not received any fund from any persons or entities, including foreign entities (Funding Party) with the understanding (whether recorded in writing or otherwise) that the Company shall: (i) directly or indirectly lend or invest in other persons or entities identified in any manner whatsoever by or on behalf of the Funding Party (Ultimate Beneficiaries) or (ii) provide any guarantee, security or the like on behalf of the Ultimate Beneficiaries.
- The Company have not any such transaction which is not recorded in the books of accounts that has been surrendered or disclosed as income during the year in the tax assessments under the Income Tax Act, 1961 (such as, search or survey or any other relevant provisions of the Income Tax Act, 1961).
- The Company has not been declared wilful defaulter by any bank or financial institution or government or any government authority.

As per our report attached of even date.

For A B V & Associates

Chartered Accountants

Firm Registration No. 004937S

A.S.Naidu

Partner

Membership Number : 208582

UDIN : 23208582BGSJLHL7577

Place : Hyderabad

Date : 23rd May 2023

For and on behalf of the Board of Directors of
Ramky Elsamex Hyderabad Ring Road Limited

Y R Nagaraja

Director

DIN: 00009810

Ankush Lahoti

Company Secretary

P.Ravi Prasad

Director

DIN:07872103

D Krishna Reddy

Chief Financial Officer

