

Independent Auditors' Report

To
The Members,
Visakha Pharmacity Limited (formerly known as Ramky Pharma City (India) Limited)

Report on the Audit of the financial statements

Opinion

We have audited the accompanying financial statements of Visakha Pharmacity Limited (formerly known as Ramky Pharma City (India) Limited) ("the Company"), which comprise the Balance Sheet as at 31st March, 2022, the Statement of Profit and Loss (Including other comprehensive income), the Cash Flow Statement and the Statement of Changes in Equity for the year then ended, and a summary of the significant accounting policies and other explanatory information (hereinafter referred to as "financial statements").

In our opinion and to the best of our information and according to the explanations given to us, the aforesaid financial statements give the information required by the Companies Act, 2013 ("the Act") in the manner so required and give a true and fair view in conformity with the Indian Accounting Standards prescribed under section 133 of the Act read with the Companies (Indian Accounting Standards) Rules, 2015, as amended, ("Ind AS") and other accounting principles generally accepted in India, of the state of affairs of the Company as at March 31, 2022, the profit and total comprehensive income, changes in equity and its cash flows for the year ended on that date.

Basis for Opinion

We conducted our audit in accordance with the Standards on Auditing (SAs) specified under section 143(10) of the Companies Act, 2013. Our responsibilities under those Standards are further described in the *Auditor's Responsibilities for the Audit of the Financial Statements* section of our report. We are independent of the Company in accordance with the Code of Ethics issued by the Institute of Chartered Accountants of India together with the ethical requirements that are relevant to our audit of the financial statements under the provisions of the Companies Act, 2013 and the Rules there under, and we have fulfilled our other ethical responsibilities in accordance with these requirements and the *ICAI's Code of Ethics*. We believe that the audit evidence we have obtained is sufficient and appropriate to provide a basis for our opinion.

Emphasis of Matter

We draw attention to the following matter in the Notes to the financial statements:

Note No. 36 to the financial statements which describe the uncertainty in connection with the Charge sheet filed by CBI against company and the attachment order of the Enforcement Directorate in respect of certain assets of the company. The Management believes that it has complied with the provisions of the concession agreement. Our report is not qualified in respect of this matter as the consequential financial impact of the said regulatory action will be reliably known only when the matter is resolved.

Our opinion is not modified in respect of this matter.

Information Other than the Financial Statements and Auditor's Report Thereon

The Company's Board of Directors is responsible for the other information. The other information comprises the Management Discussion and Analysis and Board's Report including Annexures to Board's Report, but does not include the financial statements and our auditor's report thereon. The Board's Report including Annexures to Board's Report is expected to be made available to us after the date of this auditor's report.

Our opinion on the financial statements does not cover the other information and we do not express any form of assurance conclusion thereon.

In connection with our audit of the financial statements, our responsibility is to read the other information and, in doing so, consider whether the other information is materially inconsistent with the financial statements or our knowledge obtained during the course of our audit or otherwise appears to be materially misstated.

When we read the Board's Report including Annexures to Board's Report, if we conclude that there is a material misstatement therein, we are required to communicate the matter to those charged with governance.

Management's Responsibility for the Financial Statements

The Company's Board of Directors is responsible for the matters stated in Section 134(5) of the Companies Act, 2013 ("the Act") with respect to the preparation of these financial statements that give a true and fair view of the financial position, financial performance including other comprehensive income, cash flows and changes in Equity of the Company in accordance with the accounting principles generally accepted in India, including the Indian Accounting Standards specified under Section 133 of the Act, read with relevant rules issued there under. This responsibility also includes maintenance of adequate accounting records in accordance with the provisions of the Act for safeguarding the assets of the Company and for preventing and detecting frauds and other irregularities; selection and application of appropriate accounting policies; making judgments and estimates that are reasonable and prudent; and design, implementation and maintenance of adequate internal financial controls, that were operating effectively for ensuring the accuracy and completeness of the accounting records, relevant to the preparation and presentation of the financial statements that give a true and fair view and are free from material misstatement, whether due to fraud or error.

In preparing the financial statements, management is responsible for assessing the Company's ability to continue as a going concern, disclosing, as applicable, matters related to going concern and using the going concern basis of accounting unless management either intends to liquidate the Company or to cease operations, or has no realistic alternative but to do so.

Those Board of Directors are also responsible for overseeing the company's financial reporting process.

Auditor's Responsibilities for the Audit of the Financial Statements

Our objectives are to obtain reasonable assurance about whether the financial statements as a whole are free from material misstatement, whether due to fraud or error, and to issue an auditor's report that includes our opinion. Reasonable assurance is a high level of assurance, but is not a guarantee that an audit conducted in accordance with SAs will always detect a material misstatement when it exists. Misstatements can arise from fraud or error and are considered material if, individually or in the aggregate, they could reasonably be expected to influence the economic decisions of users taken on the basis of these financial statements.

As part of an audit in accordance with SAs, we exercise professional judgment and maintain professional skepticism throughout the audit. We also:

- Identify and assess the risks of material misstatement of the financial statements, whether due to fraud or error, design and perform audit procedures responsive to those risks, and obtain audit evidence that is sufficient and appropriate to provide a basis for our opinion. The risk of not detecting a material misstatement resulting from fraud is higher than for one resulting from error, as fraud may involve collusion, forgery, intentional omissions, misrepresentations, or the override of internal control.
- Obtain an understanding of internal financial controls relevant to the audit in order to design audit procedures that are appropriate in the circumstances. Under section 143(3)(i) of the Act, we are also responsible for expressing our opinion on whether the Company has adequate internal financial controls system in place and the operating effectiveness of such controls.

- Evaluate the appropriateness of accounting policies used and the reasonableness of accounting estimates and related disclosures made by management.
- Conclude on the appropriateness of management's use of the going concern basis of accounting and, based on the audit evidence obtained, whether a material uncertainty exists related to events or conditions that may cast significant doubt on the Company's ability to continue as a going concern. If we conclude that a material uncertainty exists, we are required to draw attention in our auditor's report to the related disclosures in the financial statements or, if such disclosures are inadequate, to modify our opinion. Our conclusions are based on the audit evidence obtained up to the date of our auditor's report. However, future events or conditions may cause the Company to cease to continue as a going concern.
- Evaluate the overall presentation, structure and content of the financial statements, including the disclosures, and whether the financial statements represent the underlying transactions and events in a manner that achieves fair presentation.

Materiality is the magnitude of misstatements in the standalone financial statements that, individually or in aggregate, makes it probable that the economic decisions of a reasonably knowledgeable user of the financial statements may be influenced. We consider quantitative materiality and qualitative factors in (i) planning the scope of our audit work and in evaluating the results of our work; and (ii) to evaluate the effect of any identified misstatements in the financial statements.

We communicate with those charged with governance regarding, among other matters, the planned scope and timing of the audit and significant audit findings, including any significant deficiencies in internal control that we identify during our audit.

We also provide those charged with governance with a statement that we have complied with relevant ethical requirements regarding independence, and to communicate with them all relationships and other matters that may reasonably be thought to bear on our independence, and where applicable, related safeguards.

Report on Other Legal and Regulatory Requirements


1. As required by the Companies (Auditor's Report) Order, 2020 ("the Order"), issued by the Central Government of India in terms of section 143(11) of the Act, we give in the Annexure -A a statement on the matters specified in paragraphs 3 and 4 of the Order.
2. As required by Section 143 (3) of the Act, we report that:
 - (a) We have sought and obtained all the information and explanations which to the best of our knowledge and belief were necessary for the purposes of our audit.
 - (b) In our opinion, proper books of account as required by law have been kept by the Company so far as it appears from our examination of those books.
 - (c) The Balance Sheet, the Statement of Profit and Loss including other comprehensive income, the statement of changes in Equity and the statement of Cash flows and dealt with by this Report are in agreement with the relevant books of account.
 - (d) In our opinion, the aforesaid financial statements comply with the Indian Accounting Standards specified under Section 133 of the Act, relevant rules issued there under.
 - (e) On the basis of the written representations received from the directors as on 31st March, 2022 taken on record by the Board of Directors, none of the directors is disqualified as on 31st March, 2022 from being appointed as a director in terms of Section 164 (2) of the Act.
 - (f) In our opinion, the matter described in the Emphasis of Matter paragraph above may have effect on the functioning of the business of the company.
 - (g) with respect to the adequacy of the internal financial controls over financial reporting of the Company and the operating effectiveness of such controls, refer to our separate report in "Annexure B"; and

- (h) With respect to the other matters to be included in the Auditor's Report in accordance with the requirements of section 197(16) of the Act, as amended :


In our opinion and to the best of our information and according to the explanations given to us, the remuneration paid by the Company to its directors during the year is in accordance with the provisions of section 197 of the Act.

- (i) With respect to the other matters to be included in the Auditor's Report in accordance with Rule 11 of the Companies (Audit and Auditors) Rules, 2014, as amended in our opinion and to the best of our information and according to the explanations given to us:
- i. The Company has disclosed the impact of pending litigations on its financial position in its financial statements - Refer Note No. 36 and 37 to the financial statements;
 - ii. The Company did not have any long-term contracts including derivative contracts for which there were any material foreseeable losses;
 - iii. There were no amounts which were required to be transferred to the Investor Education and Protection Fund by the Company.
 - iv.
 - a) The management has represented that, to the best of its knowledge and belief, other than as disclosed in the Ind AS financial statements, no funds have been advanced or loaned or invested (either from borrowed funds or share premium or any other sources or kind of funds) by the company to or in any other person(s) or entity(ies), including foreign entities ("Intermediaries"), with the understanding, whether recorded in writing or otherwise, that the Intermediary shall, whether, directly or indirectly lend or invest in other persons or entities identified in any manner whatsoever by or on behalf of the company ("Ultimate Beneficiaries") or provide any guarantee, security or the like on behalf of the Ultimate Beneficiaries.
 - b) The management has represented that, to the best of its knowledge and belief, other than as disclosed in the Ind AS financial statements, no funds have been received by the company from any person(s) or entity(ies), including foreign entities ("Funding Parties"), with the understanding, whether recorded in writing or otherwise, that the company shall, whether, directly or indirectly, lend or invest in other persons or entities identified in any manner whatsoever by or on behalf of the Funding Party ("Ultimate Beneficiaries") or provide any guarantee, security or the like on behalf of the Ultimate Beneficiaries; and
 - c) Based on such audit procedures that were considered reasonable and appropriate in the circumstances, nothing has come to our notice that has caused us to believe that the representations under sub-clause (a) and (b) contain any material misstatement; and
 - v. The dividend declared or paid during the year by the company is in compliance with section 123 of the Companies Act, 2013.

for A B V & Associates
Chartered Accountants
Firm Registration No. 0049375


(A.S.Naidu)
Partner

Membership No. 208582
UDIN: 22208582AJQHGG8623



Place: Hyderabad
Date: 18-05-2022

Annexure- A to the Independent Auditors' Report:

The Annexure referred to the Independent auditors' report to the members of the company on the financial statements for the year ended 31 March 2022, we report that:

- (i)
 - (a) A) the company is maintaining proper records showing full particulars, including quantitative details and situation of Property, Plant and Equipment.
B) the company is maintaining proper records showing full particulars of intangible assets.
 - (b) A major portion of the Property, Plant and Equipment have been physically verified by the management at reasonable intervals; no material discrepancies were noticed on such verification.
 - (c) According to the information and explanations given to us and on the basis of our examination of the records of the Company, the title deeds of immovable properties are held in the name of the Company.
 - (d) According to the information and explanations given to us, the company has not revalued its Property, Plant and Equipment (including Right of Use assets) or intangible assets or both during the year hence clause 3 (i)(d) of the Companies (Auditor's Report) Order, 2020 is not applicable.
 - (e) According to the information and explanations given to us, no proceedings have been initiated or are pending against the company for holding any benami property under the Benami Transactions (Prohibition) Act, 1988 (45 of 1988) and rules made thereunder hence clause 3 (i)(e) of the Companies (Auditor's Report) Order, 2020 is not applicable.
- (ii)
 - (a) The inventory has been physically verified by the management during the year at reasonable intervals and in our opinion the coverage and procedure of such verification by the management is appropriate. Discrepancies of 10% or more in aggregate were not noticed for each class of inventory on such physical verification.
 - (b) The Company has not been sanctioned working capital limits in excess of Rs. five crores in aggregate from banks or financial institutions during any point of time of the year on the basis of security of current assets. Accordingly, the requirement to report on clause 3(ii)(b) of the Order is not applicable to the Company.
- (iii)
 - (a) During the year the company has provided loans or provided advances in the nature of loans and
 - A) the aggregate amount during the year, and balance outstanding at the balance sheet date with respect to such loans or advances and guarantees or security to subsidiaries, joint ventures and associates was Rs. Nil;
 - B) the aggregate amount during the year was Rs.718.72 Millions and balance outstanding at the balance sheet date with respect to such loans or advances and guarantees or security to parties other than subsidiaries, joint ventures and associates was Rs.732.83 Millions.
 - (b) According to the information and explanations given to us, the terms and conditions of the grant of all loans and advances in the nature of loans and guarantees provided are not prejudicial to the company's interest.
 - (c) According to the information and explanations given to us, in respect of advances in nature of loans granted by the company the repayment and payment of interest are regular.
 - (d) In respect of loans and advances in the nature of loans, no amount is overdue for a period of more than ninety days and hence clause 3 (iii)(d) of the Companies (Auditor's Report) Order, 2020 is not applicable.
 - (e) According to the information and explanations given to us, during the year no loan or advance in the nature of loan granted which has fallen due during the year, has been renewed or extended or fresh loans granted to settle the overdues of existing loans given to the same parties.

- (f) According to the information and explanations given to us, the loans or advances in the nature of loans granted by the company has contain the schedule of repayment of principal and payment of interest and hence clause 3 (iii)(f) of the Companies (Auditor's Report) Order, 2020 is not applicable.
- (iv) In our opinion and according to the information and explanations given to us, in respect of loans, investments, guarantees, and security the provisions of section 185 and 186 of the Companies Act, 2013 have been complied with by the company.
- (v) The Company has not accepted any deposits within the meaning of Sections 73 to 76 or any other relevant provisions of the Companies Act, 2013 and no order has been passed by Company Law Board or National Company Law Tribunal or Reserve Bank of India or any court or any tribunal. Accordingly, the requirement to report on clause 3(v) of the Order is not applicable to the Company.
- (vi) We have broadly reviewed the accounts and records maintained by the company as specified by the Central Government of India for the maintenance of cost records under sub section (1) of Section 148 of the Companies Act, 2013 and are of the opinion that prima facie, the prescribed accounts and records have been made and maintained. We have not, however, made a detailed examination of the same.
- (vii) (a) According to the information and explanations given to us and the records of the Company examined by us the company has been generally regular in depositing the undisputed statutory dues including Goods and Services Tax, provident fund, employees' state insurance, income-tax, sales-tax, service tax, duty of customs, duty of excise, value added tax, cess and any other statutory dues to the appropriate authorities and no undisputed amounts payable were outstanding as at 31st March, 2022 for a period of more than six months from the date they became payable.
- (b) According to the information and explanations given to us and the records of the company examined by us, there are no dues of Goods and Services Tax, provident fund, employees' state insurance, sales-tax, duty of customs, duty of excise, value added tax, cess and any other statutory dues as at 31st March, 2022 which have not been deposited on account of a dispute. However, the Company disputes the dues in respect of Service tax is as mentioned below:

Name of the Statute	Nature of the Dues	Amount in Rupees	Period to which the amount relates	Forum where dispute is pending
Service Tax The Finance Act, 1994	Tax Penalty	11,24,03,856 11,24,03,856 Rs.2,50,00,000/- paid under protest	2007-2013	The Customs, Excise & Service Tax Appellate Tribunal, Hyderabad
Service Tax The Finance Act, 1994	Tax Penalty	Rs. 10,07,65,310 Rs. 10,07,65,310 Rs.75,57,398/- paid under protest	2012-2017	The Customs, Excise & Service Tax Appellate Tribunal, Hyderabad

- (viii) The Company has not surrendered or disclosed any transaction, previously unrecorded in the books of account, in the tax assessments under the Income Tax Act, 1961 as income during the year. Accordingly, the requirement to report on clause 3(viii) of the Order is not applicable to the Company.
- (ix) (a) The Company does not have any loans or borrowings from any financial institution, banks, government or debenture holders during the year. Accordingly, clause 3 (ix) (a) of the Companies (Auditor's Report) Order, 2020 is not applicable.
- (b) In our opinion and according to the information and explanations given to us the company is not declared as wilful defaulter by any bank or financial institution or other lender.

- (c) The Company has not raised any term loans during the year. Accordingly, paragraph 3 (ix) (c) of the Companies (Auditor's Report) Order, 2020 is not applicable.
- (d) According to the information and explanations given to us, and the procedures performed by us, and on an overall examination of the financial statements of the company, we report that no funds raised on short-term basis have been used for long-term purposes by the company.
- (e) According to the information and explanations given to us and on an overall examination of the financial statements of the company, we report that the company has not taken any funds from any entity or person on account of or to meet the obligations of its subsidiaries, associates or joint ventures.
- (f) According to the information and explanations given to us and procedures performed by us, we report that the company has not raised loans during the year on the pledge of securities held in its subsidiaries, joint ventures or associate companies.
- (x) (a) The Company has not raised any amount by way of initial public offer or further public offer (including debt instruments) during the year. Accordingly, Clause 3 (x)(a) of the Companies (Auditor's Report) Order, 2020 is not applicable.
- (b) According to the information and explanations given to us and based on our examination of the records of the Company, during the year the Company has not made any preferential allotment or private placement of shares or convertible debentures (fully, partially or optionally convertible) under section 42 and section 62 of the Companies Act, 2013. Accordingly, Clause 3(x) (b) of the Companies (Auditor's Report) Order, 2020 is not applicable.
- (xi) (a) According to the information and explanations given to us, no material fraud by the company or no material fraud on the company has been noticed or reported during the year.
- (b) During the year, no report under sub-section (12) of section 143 of the Companies Act, 2013 has been filed by [cost auditor/ secretarial auditor or by us] in Form ADT - 4 as prescribed under Rule 13 of Companies (Audit and Auditors) Rules, 2014 with the Central Government.
- (c) As represented to us by the management, there are no whistle blower complaints received by the company during the year.
- (xii) The Company is not a nidhi company. Accordingly, clause 3(xii) of the Companies (Auditor's Report) Order, 2020 is not applicable.
- (xiii) According to the information and explanations given to us and based on our examination of the records of the Company, transactions with the related parties are in compliance with sections 177 and 188 of the Act where applicable and details of such transactions have been disclosed in the financial statements as required by the applicable accounting standards.
- (xiv) (a) In our opinion and based on our examination, the company has an internal audit system commensurate with the size and nature of its business.
- (b) We have considered the internal audit reports of the company issued till date, for the period under audit.
- (xv) According to the information and explanations given to us and based on our examination of the records of the Company, the Company has not entered into non-cash transactions with directors or persons connected with him. Accordingly, clause 3(xv) of the Companies (Auditor's Report) Order, 2020 is not applicable.
- (xvi) (a) The Company is not required to be registered under section 45-IA of the Reserve Bank of India Act, 1934.

- (b) The company has not conducted any Non-Banking Financial or Housing Finance activities without a valid Certificate of Registration (CoR) from the Reserve Bank of India as per the Reserve Bank of India Act, 1934. Accordingly, paragraph 3(xvi)(b) of the Companies (Auditor's Report) Order, 2020 is not applicable.
- (c) The company is not a Core Investment Company (CIC) as defined in the regulations made by the Reserve Bank of India. Accordingly, paragraph 3(xvi)(c) of the Companies (Auditor's Report) Order, 2020 is not applicable.
- (d) According to the information and explanations given to us, there are no CICs in the Group. Accordingly, clause 3(xvi)(d) of the Companies (Auditor's Report) Order, 2020 is not applicable.
- (xvii) The company has not incurred cash losses in the financial year and in the immediately preceding financial year. Accordingly, clause 3(xvii) of the Companies (Auditor's Report) Order, 2020 is not applicable.
- (xviii) There has been no resignation of the statutory auditors during the year and accordingly this clause is not applicable.
- (xix) According to the information and explanations given to us and on the basis of the financial ratios, ageing and expected dates of realization of financial assets and payment of financial liabilities, other information accompanying the financial statements, our knowledge of the Board of Directors and management plans and based on our examination of the evidence supporting the assumptions, nothing has come to our attention, which causes us to believe that any material uncertainty exists as on the date of the audit report that company is not capable of meeting its liabilities existing at the date of balance sheet as and when they fall due within a period of one year from the balance sheet date. We, however, state that this is not an assurance as to the future viability of the company. We further state that our reporting is based on the facts up to the date of the audit report and we neither give any guarantee nor any assurance that all liabilities falling due within a period of one year from the balance sheet date, will get discharged by the company as and when they fall due.
- (xx) According to the information and explanations given to us, there is no unspent amount required to be spent as per section 135 of the Act and hence the requirement to report on clause 3(xx)(a) and (b) of the Order is not applicable to the Company.

for ABV & Associates
Chartered Accountants
Firm Registration No .0049375


(A.S.Naidu)

Partner
Membership No.208582
UDIN: 22208582AJQHGG8623

Place: Hyderabad
Date: 18-05-2022

Annexure- B to the Independent Auditors' Report:

Report on the Internal Financial Controls under Clause (i) of Sub-section 3 of Section 143 of the Companies Act, 2013 ("the Act")

We have audited the internal financial controls over financial reporting of **Visakha Pharmacy Limited (formerly known as Ramky Pharma City (India) Limited)** ("the Company") as of 31st March 2022 in conjunction with our audit of the financial statements of the Company for the year ended on that date.

Management's Responsibility for Internal Financial Controls

The Company's management is responsible for establishing and maintaining internal financial controls based on the internal control over financial reporting criteria established by the Company considering the essential components of internal control stated in the Guidance Note on Audit of Internal Financial Controls over Financial Reporting issued by the Institute of Chartered Accountants of India ('ICAI'). These responsibilities include the design, implementation and maintenance of adequate internal financial controls that were operating effectively for ensuring the orderly and efficient conduct of its business, including adherence to company's policies, the safeguarding of its assets, the prevention and detection of frauds and errors, the accuracy and completeness of the accounting records, and the timely preparation of reliable financial information, as required under the Companies Act, 2013.

Auditors' Responsibility

Our responsibility is to express an opinion on the Company's internal financial controls over financial reporting based on our audit. We conducted our audit in accordance with the Guidance Note on Audit of Internal Financial Controls over Financial Reporting (the "Guidance Note") and the Standards on Auditing, issued by ICAI and deemed to be prescribed under section 143(10) of the Companies Act, 2013, to the extent applicable to an audit of internal financial controls, both applicable to an audit of Internal Financial Controls and, both issued by the Institute of Chartered Accountants of India. Those Standards and the Guidance Note require that we comply with ethical requirements and plan and perform the audit to obtain reasonable assurance about whether adequate internal financial controls over financial reporting was established and maintained and if such controls operated effectively in all material respects.

Our audit involves performing procedures to obtain audit evidence about the adequacy of the internal financial controls system over financial reporting and their operating effectiveness. Our audit of internal financial controls over financial reporting included obtaining an understanding of internal financial controls over financial reporting, assessing the risk that a material weakness exists, and testing and evaluating the design and operating effectiveness of internal control based on the assessed risk. The procedures selected depend on the auditor's judgment, including the assessment of the risks of material misstatement of the financial statements, whether due to fraud or error.

We believe that the audit evidence we have obtained is sufficient and appropriate to provide a basis for our audit opinion on the Company's internal financial controls system over financial reporting.

Meaning of Internal Financial Controls over Financial Reporting

A company's internal financial control over financial reporting is a process designed to provide reasonable assurance regarding the reliability of financial reporting and the preparation of financial statements for external purposes in accordance with generally accepted accounting principles. A company's internal financial control over financial reporting includes those policies and procedures that (1) pertain to the maintenance of records that, in reasonable detail, accurately and fairly reflect the transactions and dispositions of the assets of the company; (2) provide reasonable assurance that transactions are recorded as necessary to permit preparation of financial statements in accordance with generally accepted accounting principles, and that receipts and expenditures of the company are being made only in accordance with authorizations of management and directors of the company; and (3) provide reasonable assurance regarding prevention or timely detection of unauthorized acquisition, use, or disposition of the company's assets that could have a material effect on the financial statements.

Inherent Limitations of Internal Financial Controls Over Financial Reporting

Because of the inherent limitations of internal financial controls over financial reporting, including the possibility of collusion or improper management override of controls, material misstatements due to error or fraud may occur and not be detected. Also, projections of any evaluation of the internal financial controls over financial reporting to future periods are subject to the risk that the internal financial control over financial reporting may become inadequate because of changes in conditions, or that the degree of compliance with the policies or procedures may deteriorate.

Opinion

In our opinion, the Company has, in all material respects, an adequate internal financial controls system over financial reporting and such internal financial controls over financial reporting were operating effectively as at 31st March 2022, based on the internal control over financial reporting criteria established by the Company considering the essential components of internal control stated in the Guidance Note on Audit of Internal Financial Controls Over Financial Reporting issued by the Institute of Chartered Accountants of India.

for A B V & Associates
Chartered Accountants
Firm Registration No.0049375



(A.S.Naidu)
Partner

Membership No.208582
UDIN: 22208582AJQHGG8623



Place: Hyderabad
Date: 18-05-2022

VISAKHA PHARMACY LIMITED
(Formerly known as RAMKY PHARMA CITY (INDIA) LIMITED)
Balance sheet as at 31st March 2022

(INR in Millions)

	Notes	As at 31st March 2022	As at 31st March 2021
Assets			
Non-current assets			
Property, plant and equipment	4.A	1,450.22	1,028.20
Capital work-in-progress	4.B	153.78	276.40
Financial assets			
Non-current investments	5	65.48	63.72
Loans	6	732.83	-
Other financial assets	7	52.92	50.78
Deferred tax assets, net	8	-	62.71
Total non-current assets		2,455.23	1,481.81
Current assets			
Inventories	9	806.49	802.02
Financial assets			
Trade receivables	10	1,137.63	836.20
Cash and cash equivalents	11	82.94	88.97
Bank balances other than Cash and cash equivalents	12	6.29	5.91
Others financial assets	13	4.50	1.26
Other current assets	14	324.39	133.44
Total current assets		2,362.24	1,867.80
Total assets		4,817.47	3,349.61
Equity and liabilities			
Equity			
Equity share capital	15	180.00	180.00
Other equity	16		
General reserve		50.00	50.00
Retained earnings		2,215.27	1,866.49
Other comprehensive income		0.87	(5.28)
Total equity		2,446.14	2,091.21
Liabilities			
Non-current liabilities			
Financial liabilities			
Other financial liabilities	17	92.38	39.07
Provisions	18	1.25	8.82
Deferred tax liabilities, net	8	23.54	-
Total non-current liabilities		117.17	47.89
Current liabilities			
Financial liabilities			
Trade and other payables			
i) Total outstanding dues to micro and small enterprises		0.46	1.61
ii) Outstanding dues to creditors other than micro and small enterprises	19	592.24	528.11
Other current liabilities	20	1,613.84	619.78
Provisions	21	0.20	1.39
Current tax liabilities (net)	22	47.42	59.62
Total current liabilities		2,254.16	1,210.51
Total liabilities		2,371.33	1,258.40
Total equity and liabilities		4,817.47	3,349.61

The notes 1 to 40 are an integral part of these financial statements.

In terms of our report attached,
for **A B V & Associates**
Chartered Accountants
Firm Regn No: 004937S

CA A.S.Naidu
Partner
Membership No: 208582



For and on behalf of the Board
Visakha Pharmacy Limited

P.P. Lal Krishna
Managing Director
DIN: 03515181

Divakar Marri
Director
DIN: 06865376

A. Satyam Naidu
C.F.O

Kesava Datta Nanduri
Company Secretary

Place : Hyderabad
Date : 18-05-2022

VISAKHA PHARMACY LIMITED
(Formerly known as RAMKY PHARMA CITY (INDIA) LIMITED)
Statement of Profit and Loss for the year ended 31st March 2022

	Notes	For the Year ended 31st March 2022	For the year ended 31st March 2021
(INR in Millions)			
Revenue			
Revenue from contracts with customers	23	3,709.65	3,229.99
Other income	24	44.75	44.56
Total income		3,754.40	3,274.55
Expenses			
Operating expenses	25	2,916.84	2,297.53
Purchases of stock-in-trade		0.02	0.02
Employee benefits expense	26	62.47	83.37
Finance costs	27	0.73	12.04
Depreciation expense	4.A	85.63	76.86
Other expenses	28	67.05	235.00
Total expenses		3,132.74	2,704.82
Profit before tax		621.66	569.73
Current tax		162.24	164.74
Deferred tax		18.64	6.83
Taxes of earlier years		2.00	-
MAT Credit Entitlements		-	-
Income tax expense		182.88	171.57
Profit for the year		438.78	398.16
Other comprehensive income			
<i>Items that will not be re classified to profit and loss</i>			
Actuarial gains/(losses) of defined benefit plans		8.68	(2.74)
Income tax relating to items that will not be reclassified to profit or loss		(2.53)	0.80
Other comprehensive income for the year, net of income tax		6.15	(1.94)
Total comprehensive income for the year		444.93	396.22
Earnings per share			
Basic earnings per share (INR)	31	24.38	22.12
Diluted earnings per share (INR)	31	24.38	22.12

The notes 1 to 40 are an integral part of these financial statements.

In terms of our report attached.

for **A B V & Associates**

Chartered Accountants

Firm Regn No: 0049378



CA A.S.Naidu

Partner

Membership No: 208582



For and on behalf of the Board

Visakha Pharmacy Limited


P.P. Lal Krishna
Managing Director
DIN: 03515181


Divakar Marri
Director
DIN: 06865376


A. Satyam Naidu
C.F.O


Kesava Datta Nanduri
Company Secretary

Place : Hyderabad

Date : 18-05-2022

VISAKHA PHARMACY LIMITED
(Formerly known as RAMKY PHARMA CITY (INDIA) LIMITED)
Statement of Cash Flows for the year ended 31st March 2022


(INR in Millions)


	For the year ended 31st March 2022	For the year ended 31 March 2021
Cash flows from operating activities		
Profit for the year (before tax)	621.66	569.73
<i>Adjustments for:</i>		
Depreciation expense	85.63	76.86
Bad debts written off	-	200.41
Finance costs	0.73	12.04
Other Income	(21.61)	(7.58)
Working capital adjustments:		
(Increase) decrease in inventories	(4.47)	(25.77)
(Increase) Decrease in trade receivables	(301.43)	(388.43)
(Increase) Decrease in other financial assets	(5.39)	(0.78)
(Increase) Decrease in other current assets	(190.92)	158.49
Increase (decrease) in trade payables	62.96	(134.18)
Increase (decrease) in other financial liabilities	53.31	14.21
Increase (decrease) in other current liabilities	994.07	185.55
Increase (decrease) in provisions	(0.09)	1.89
Cash generated from (used in) operations	1,294.45	662.44
Income tax paid (Net)	(111.35)	(64.38)
Net cash from (used in) operating activities (A)	1,183.10	598.06
Cash flows from investing activities		
Purchase of property, plant and equipment	(385.03)	(270.77)
Loans to Related Parties	(732.83)	-
Interest received	19.84	5.47
Bank Balances not considered as Cash and Cash equivalents	(0.38)	(1.19)
Net cash from investing activities (B)	(1,098.40)	(266.49)
Cash flows from financing activities		
Proceeds (Repayment) of long term borrowings	-	(260.00)
Interest expense	(0.73)	(14.39)
Dividend Paid	(90.00)	-
Net cash from (used in) financing activities (C)	(90.73)	(274.39)
Net increase/(decrease) in cash and cash equivalents (A+B+C)	(6.03)	57.18
Cash and cash equivalents at 1 April	88.97	31.79
Closing cash and cash equivalents	82.94	88.97

The notes 1 to 40 are an integral part of these financial statements.

In terms of our report attached.

for **A B V & Associates**
Chartered Accountants
Firm Regn No: 004937S


CA **A.S.Naidu**
Partner
Membership No: 208582

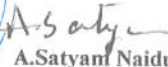


For and on behalf of the Board
Visakha Pharmacy Limited


P.P. Lal Krishna
Managing Director
DIN: 03515181


Divakar Marri
Director
DIN: 06865376




A.Satyam Naidu
C.F.O


Kesava Datta Nanduri
Company Secretary

Place : Hyderabad
Date : 18-05-2022

VISAKHA PHARMACY LIMITED
(Formerly known as RAMKY PHARMA CITY (INDIA) LIMITED)
Statement of Changes in Equity for the year ended 31st March 2022

a. Equity share capital

(INR in Millions)

	Amount
Balance at the 31st March 2020	180.00
Changes in Equity Share Capital Due to Prior period Errors	-
Restated balance as 31st March 2020	180.00
Changes in equity share capital during 2020-21	-
Balance as at the 31st March 2021	180.00
Changes in Equity Share Capital Due to Prior period Errors	-
Restated balance as 31st March 2021	180.00
Changes in equity share capital during 2021-22	-
Balance as at the 31st March 2022	180.00

b. Other equity

(INR in Millions)

	General reserve	Reserves and surplus	Items of Other comprehensive income (OCI)	Total
	General reserve	Retained earnings	Others	
Balance at 31st March 2020	50.00	1,468.33	(3.34)	1,514.99
Changes in accounting policy or prior period errors	-	-	-	-
Restated Balance at 31st March 2020	50.00	1,468.33	(3.34)	1,514.99
Total comprehensive income for the year ended 31st March 2021				
Profit or loss	-	398.16	-	398.16
Other comprehensive income(net of tax)	-	-	(1.94)	(1.94)
Total comprehensive income	-	398.16	(1.94)	396.22
Transactions with owners in their capacity as owners directly in equity				
Final dividend, declared and paid during the year	-	-	-	-
Tax on final dividend	-	-	-	-
Balance at 31st March 2021	50.00	1,866.49	(5.28)	1,911.21
Changes in accounting policy or prior period errors	-	-	-	-
Restated Balance at 31st March 2021	50.00	1,866.49	(5.28)	1,911.21
Total comprehensive income for For the Year ended 31st March 2022				
Profit or loss	-	438.78	-	438.78
Other comprehensive income(net of tax)	-	-	6.15	6.15
Total comprehensive income	-	438.78	6.15	444.93
Transactions with owners in their capacity as owners				
Dividend	-	(90.00)	-	(90.00)
Tax on final dividend	-	-	-	-
Balance at 31st March 2022	50.00	2,215.27	0.87	2,266.14

The notes 1 to 40 are an integral part of these financial statements.

In terms of our report attached.

for A B V & Associates
Chartered Accountants
Firm Regn No: 004937S

CA A.S.Naidu
Partner
Membership No: 208582



For and on behalf of the Board
Visakha Pharmacy Limited

P.P. Lal Krishna
Managing Director
DIN: 03515181

A.Satyam Naidu
C.F.O

Divakar Marri
Director
DIN: 06865376

Kesava Datta Nanduri
Company Secretary



Place : Hyderabad
Date : 18-05-2022

VISAKHA PHARMACITY LIMITED
(Formerly known as RAMKY PHARMA CITY (INDIA) LIMITED)
Notes to the financial statements for the year ended 31 March 2022

1. Reporting entity

Visakha Pharmacity Limited (formerly known as Ramky Pharma City (India) Limited) ("the Company") is a special purpose vehicle incorporated for developing an exclusive hub for bulk drug, pharmaceuticals, chemical and allied industries under "Public-Private- Partnership" at J N Pharma City, Visakhapatnam, India. The Company's registered office is located at Ramky Grandiose, 15th Floor, Sy No 136/2 & 4, Gachibowli, Hyderabad-500032, India.

2. Basis of preparation

A. Statement of compliance

These financial statements have been prepared in accordance with Indian Accounting Standards (Ind AS) as per the Companies (Indian Accounting Standards) Rules, 2015 notified under Section 133 of Companies Act, 2013, (the 'Act') and other relevant provisions of the Act.

The financial statements were authorized for issue by the Company's Board of Directors on 18-05-2022

Details of the Company's accounting policies are included in Note 3.

B. Functional and presentation currency

These financial statements are presented in Indian Rupees (INR), which is also the Company's functional currency. All amounts have been rounded-off to the nearest Millions, unless otherwise stated.

C. Basis of measurement

The financial statements have been prepared on the historical cost basis except for the following items:

Items	Measurement Basis
Certain financial assets and liabilities	Fair value
Net defined benefit (asset)/ liability	Present value of defined benefit obligations

D. Use of estimates and judgment

In preparing these financial statements, management has made judgments, estimates and assumptions that affect the application of accounting policies and the reported amounts of assets, liabilities, income and expenses. Actual results may differ from these estimates.

Estimates and underlying assumptions are reviewed on an ongoing basis. Revisions to accounting estimates are recognized prospectively.

Judgments

Information about judgments made in applying accounting policies that have the most significant effects on the amounts recognised in the financial statements is included in the following notes:

- Note 8 – realization of deferred tax assets

VISAKHA PHARMACY LIMITED
(Formerly known as RAMKY PHARMA CITY (INDIA) LIMITED)
Notes to the financial statements for the year ended 31 March 2022 (continued)

Assumptions and estimation uncertainties

Information about assumptions and estimation uncertainties that have a significant risk of resulting in a material adjustment in the year ended 31 March 2022 is included in the following notes:

- Note 3(c) – impairment test of non-financial assets.
- Note 8 – recognition of deferred tax assets
- Note 32 – measurement of defined benefit obligations: key actuarial assumptions;

E. Measurement of fair values

A number of the Company's accounting policies and disclosures require the measurement of fair values, for both financial and non-financial assets and liabilities.

Fair values are categorised into different levels in a fair value hierarchy based on the inputs used in the valuation techniques as follows.

Level 1: quoted prices (unadjusted) in active markets for identical assets or liabilities.

Level 2: inputs other than quoted prices included in Level 1 that are observable for the asset or liability, either directly (i.e. as prices) or indirectly (i.e. derived from prices).

Level 3: inputs for the asset or liability that are not based on observable market data (unobservable inputs).

When measuring the fair value of an asset or a liability, the Company uses observable market data as far as possible. If the inputs used to measure the fair value of an asset or a liability fall into different levels of the fair value hierarchy, then the fair value measurement is categorized in its entirety in the same level of the fair value hierarchy as the lowest level input that is significant to the entire measurement.

The Company recognizes transfers between levels of the fair value hierarchy at the end of the reporting period during which the change has occurred.

Further information about the assumptions made in measuring fair values is included in the following notes:

Note 33 – financial instruments;

VISAKHA PHARMACY LIMITED

(Formerly known as RAMKY PHARMA CITY (INDIA) LIMITED)

Notes to the financial statements for the year ended 31 March 2022 (continued)

3. Significant accounting policies

a. Property, plant and equipment

i. Recognition and measurement

Items of property, plant and equipment are measured at cost, which includes capitalised borrowing costs, less accumulated depreciation and accumulated impairment losses, if any

Cost of an item of property, plant and equipment comprises its purchase price, including import duties and non-refundable purchase taxes, after deducting trade discounts and rebates, any directly attributable cost of bringing the item to its working condition for its intended use and estimated costs of dismantling and removing the item and restoring the site on which it is located.

The cost of a self-constructed item of property, plant and equipment comprises the cost of materials and direct labor, any other costs directly attributable to bringing the item to working condition for its intended use, and estimated costs of dismantling and removing the item and restoring the site on which it is located.

If significant parts of an item of property, plant and equipment have different useful lives, then they are accounted for as separate items (major components) of property, plant and equipment.

Any gain or loss on disposal of an item of property, plant and equipment is recognised in profit or loss.

ii. Transition to Ind AS

On transition to Ind AS, the Company has elected to continue with the carrying value of all of its property, plant and equipment recognised as at 1 April 2015, measured as per the previous GAAP, and use that carrying value as the deemed cost of such property, plant and equipment.

iii. Subsequent expenditure

Subsequent expenditure is capitalised only if it is probable that the future economic benefits associated with the expenditure will flow to the Company.

iv. Depreciation

The estimated useful lives of items of property, plant and equipment for the current and comparative periods are as follows:

Asset	Management estimate of useful life	Useful life as per Schedule II
Office equipment	5 years	5 years
Furniture and fixtures	10 years	10 years
Computer accessories	3 years	3 years
Social infrastructure	20 years	30 Years
Vehicles	8 years	8 years

Depreciation method, useful lives and residual values are reviewed at each financial year-end and adjusted if appropriate. Based on technical evaluation and consequent advice, the management believes that its estimates of useful lives as given above best represent the period over which management expects to use these assets. Depreciation on additions (disposals) is provided on a pro-rata basis i.e. from (upto) the date on which asset is ready for use (disposed of).

VISAKHA PHARMACY LIMITED

(Formerly known as RAMKY PHARMA CITY (INDIA) LIMITED)

Notes to the financial statements for the year ended 31 March 2022 (continued)

b. Financial instruments

Non-derivative financial instruments

All financial instruments are recognized initially at fair value. Transaction costs that are attributable to the acquisition of the financial asset (other than financial assets recorded at fair value through profit or loss) are included in the fair value of the financial assets. Purchase or sales of financial assets that require delivery of assets within a time frame established by regulation or convention in the market place (regular way trade) are recognized on trade date. While, loans and borrowings and payable are recognized net of directly attributable transactions costs.

For the purpose of subsequent measurement, financial instruments of the Company are classified in the following categories: non-derivative financial assets at amortized cost; non derivative financial liabilities at amortized cost.

The classification of financial instruments depends on the objective of the business model for which it is held. Management determines the classification of its financial instruments at initial recognition

Non- derivative financial assets

Financial assets are initially measured at fair value plus transaction costs and subsequently carried at amortized cost using the effective interest method, less any impairment loss.

The company's financial assets include security deposits, cash and cash equivalents, employee and other advances, trade receivables and eligible current and non-current assets.

Non-derivative financial liabilities

Financial liabilities at amortized cost are initially recognized at fair value, and subsequently carried at amortized cost using the effective interest method.

The company has the following financial liabilities: loans and borrowings, trade and other payables including deposits collected from various parties.

Offsetting

Financial assets and financial liabilities are offset and the net amount presented in the balance sheet when, and only when, the Company currently has a legally enforceable right to set off the amounts and it intends either to settle them on a net basis or to realise the asset and settle the liability simultaneously.

c. Impairment

i. Impairment of financial instruments

The Company recognises loss allowances for expected credit losses on financial assets measured at amortised cost.

At each reporting date, the Company assesses whether financial assets carried at amortised are credit impaired. A financial asset is credit impaired when one or more events that have a detrimental impact on the estimated future cash flows of the financial asset have occurred. The Company measures loss allowances at an amount equal to lifetime expected credit losses.

Lifetime expected credit losses are the expected credit losses that result from all possible default events over the expected life of a financial instrument.

VISAKHA PHARMACY LIMITED

(Formerly known as RAMKY PHARMA CITY (INDIA) LIMITED)

Notes to the financial statements for the year ended 31 March 2022 (continued)

12-month expected credit losses are the portion of expected credit losses that result from default events that are possible within 12 months after the reporting date (or a shorter period if the expected life of the instrument is less than 12 months).

In all cases, the maximum period considered when estimating expected credit losses is the maximum contractual period over which the Company is exposed to credit risk.

When determining whether the credit risk of a financial asset has increased significantly since initial recognition and when estimating expected credit losses, the Company considers reasonable and supportable information that is relevant and available without undue cost or effort. This includes both quantitative and qualitative information and analysis, based on the Company's historical experience and informed credit assessment and including forward-looking information.

The Company assumes that the credit risk on a financial asset has increased significantly if it is more than 30 days past due.

The Company considers a financial asset to be in default when:

- i. the borrower is unlikely to pay its credit obligations to the Company in full, without recourse by the Company to actions such as realising security (if any is held); or
- ii. the financial asset is 90 days or more past due.

Measurement of expected credit losses

Expected credit losses are a probability weighted estimate of credit losses. Credit losses are measured as the present value of all cash shortfalls (i.e. the difference between the cash flows due to the Company in accordance with the contract and the cash flows that the Company expect to receive).

Presentation of allowance for expected credit losses in the Balance Sheet

Loss allowances for financial assets measured at amortised cost are deducted from the gross carrying amount of the assets.

Write-off

The gross carrying amount of a financial asset is written off (either partially or in full) to the extent that there is no realistic prospect of recovery. This is generally the case when the Company determines that the debtor does not have assets or sources of income that could generate sufficient cash flows to repay the amounts subject to the write-off. However, financial assets that are written off could still be subject to enforcement activities in order to comply with the Company's procedures for recovery of amounts due.

ii. Impairment of non-financial assets

The Company's non-financial assets, other than deferred tax assets are reviewed at each reporting date to determine whether there is any indication of impairment. If any such indication exists, then the asset's recoverable amount is estimated.

For impairment testing, assets that do not generate independent cash inflows are grouped together into cash-generating units (CGUs). Each CGU represents the smallest group of assets that generates cash inflows that are largely independent of the cash inflows of other assets or CGUs.

The recoverable amount of a CGU (or an individual asset) is the higher of its value in use and its fair value less costs to sell. Value in use is based on the estimated future cash flows, discounted to their present value using a pre-tax

VISAKHA PHARMACY LIMITED

(Formerly known as RAMKY PHARMA CITY (INDIA) LIMITED)

Notes to the financial statements for the year ended 31 March 2022 (continued)

discount rate that reflects current market assessments of the time value of money and the risks specific to the CGU (or the asset).

An impairment loss is recognised if the carrying amount of an asset or CGU exceeds its estimated recoverable amount. Impairment losses are recognised in the statement of profit and loss. Impairment loss recognised in respect of a CGU is allocated first to reduce the carrying amount of any goodwill allocated to the CGU, and then to reduce the carrying amounts of the other assets of the CGU (or group of CGUs) on a pro rata basis.

d. Revenue recognition

Revenue from contract with customers is recognised when the Company satisfies performance obligation by transferring promised goods and services to the customer in an amount that reflects the consideration to which the company expects to be entitled in exchange for those goods or services.

Revenue from land and development is recognised based on the percentage of completion method where the performance obligations are satisfied over time. Operation or service revenue is recognised in the period in which the services are provided by the Company.

When there is uncertainty as to measurement or ultimate collectability, revenue recognition is postponed until such uncertainty is resolved.

Rental income

Rental income is recognized in profit or loss on a straight-line basis over the term of the lease except where the rentals are structured to increase in line with expected general inflation. Lease incentives granted are recognized as an integral part of the total rental income, over the term of the lease.

e. Inventories

Inventories comprise of lands and development expenditure. It is valued at direct development cost including related incidental expenditure attributable to the said property to bring it to the marketable stage.

Direct expenditure relating to construction activity is inventorised. Other expenditure (including borrowing costs) during construction period is inventorised to the extent the expenditure is directly attributable cost of bringing the asset to its working condition for its intended use. Other expenditure (including borrowing costs) incurred during the construction period which is not directly attributable for bringing the asset to its working condition for its intended use is charged to the statement of profit and loss. Direct and other expenditure is determined based on specific identification to the construction and real estate activity. Cost incurred/ items purchased specifically for projects are taken as consumed as and when incurred/ received.

Work-in-progress - Real estate projects (including land inventory): Represents cost incurred in respect of unsold area of the real estate development projects or cost incurred on projects where the revenue is yet to be recognised. Real estate work-in-progress is valued at lower of cost and net realizable value.

f. Employee benefits

i. Short-term employee benefits

Short-term employee benefit obligations are measured on an undiscounted basis and are expensed as the related service is provided. A liability is recognised for the amount expected to be paid e.g., under short-term cash bonus, if the Company has a present legal or constructive obligation to pay this amount as a result of past service provided by the employee, and the amount of obligation can be estimated reliably.

ii. Defined contribution plans

VISAKHA PHARMACY LIMITED

(Formerly known as RAMKY PHARMA CITY (INDIA) LIMITED)

Notes to the financial statements for the year ended 31 March 2022 (continued)

A defined contribution plan is a post-employment benefit plan under which an entity pays fixed contributions into a separate entity and will have no legal or constructive obligation to pay further amounts. The Company makes specified monthly contributions towards Government administered provident fund scheme. Obligations for contributions to defined contribution plans are recognised as an employee benefit expense in profit or loss in the periods during which the related services are rendered by employees.

Prepaid contributions are recognized as an asset to the extent that a cash refund or a reduction in future payments is available.

iii. *Defined benefit plans*

A defined benefit plan is a post-employment benefit plan other than a defined contribution plan. The Company's net obligation in respect of defined benefit plans is calculated separately for each plan by estimating the amount of future benefit that employees have earned in the current and prior periods discounting that amount and deducting the fair value of any plan assets.

The calculation of defined benefit obligation is performed annually by a qualified actuary using the projected unit credit method. When the calculation results in a potential asset for the Company, the recognised asset is limited to the present value of economic benefits available in the form of any future refunds from the plan or reductions in future contributions to the plan ('the asset ceiling'). In order to calculate the present value of economic benefits, consideration is given to any minimum funding requirements.

Remeasurements of the net defined benefit liability, which comprise actuarial gains and losses, the return on plan assets (excluding interest) and the effect of the asset ceiling (if any, excluding interest), are recognised in OCI. The Company determines the net interest expense (income) on the net defined benefit liability (asset) for the period by applying the discount rate used to measure the defined benefit obligation at the beginning of the annual period to the then-net defined benefit liability (asset), taking into account any changes in the net defined benefit liability (asset) during the period as a result of contributions and benefit payments. Net interest expense and other expenses related to defined benefit plans are recognised in profit or loss.

When the benefits of a plan are changed or when a plan is curtailed, the resulting change in benefit that relates to past service ('past service cost' or 'past service gain') or the gain or loss on curtailment is recognised immediately in profit or loss. The Company recognises gains and losses on the settlement of a defined benefit plan when the settlement occurs.

iv. *Compensated absences:*

Accumulated leave, which is expected to be utilised within the next 12 months, is treated as short-term employee benefit and the accumulated leave expected to be carried forward beyond twelve months, as long-term employee benefit for measurement purposes. The Company records an obligation for such compensated absences in the period in which the employee renders the services that increase this entitlement. The obligation is measured on the basis of independent actuarial valuation using the projected unit credit method.

g. **Provisions (other than employee benefits)**

A provision is recognised if, as a result of a past event, the Company has a present legal or constructive obligation that can be estimated reliably, and it is probable that an outflow of economic benefits will be required to settle the obligation. Provisions are determined by discounting the expected future cash flows (representing the best estimate of the expenditure required to settle the present obligation at the balance sheet date) at a pre-tax rate that reflects current market assessments of the time value of money and the risks specific to the liability. The unwinding of the discount is recognised as finance cost. Expected future operating losses are not provided for.

VISAKHA PHARMACY LIMITED

(Formerly known as RAMKY PHARMA CITY (INDIA) LIMITED)

Notes to the financial statements for the year ended 31 March 2022 (continued)

h. Borrowing costs

Borrowing costs incurred for obtaining assets which takes substantial period to get ready for their intended use are capitalized to the respective assets wherever the costs are directly attributable to such assets and in other cases by applying weighted average cost of borrowings to the expenditure on such assets. Other borrowing costs are treated as expense for the year.

Transaction costs in respect of long-term borrowings are amortized over the tenor of respective loans using effective interest method.

i. Recognition of interest income or expense

Interest income or expense is recognised using the effective interest method.

The 'effective interest rate' is the rate that exactly discounts estimated future cash payments or receipts through the expected life of the financial instrument to:

- the gross carrying amount of the financial asset; or
- the amortised cost of the financial liability

In calculating interest income and expense, the effective interest rate is applied to the gross carrying amount of the asset (when the asset is not credit-impaired) or to the amortised cost of the liability. However, for financial assets that have become credit-impaired subsequent to initial recognition, interest income is calculated by applying the effective interest rate to the amortised cost of the financial asset. If the asset is no longer credit-impaired, then the calculation of interest income reverts to the gross basis.

j. Income tax

Income tax comprises of current and deferred tax. It is recognized in profit or loss except to the extent that it relates to an item recognized directly in equity or in other comprehensive income.

i. Current tax

Current tax comprises the expected tax payable or receivable on the taxable income or loss for the year and any adjustment to the tax payable or receivable in respect of previous years. The amount of current tax reflects the best estimate of the tax amount expected to be paid or received after considering the uncertainty, if any, related to income taxes. It is measured using tax rates (and tax laws) enacted or substantively enacted by the reporting date.

Current tax assets and current tax liabilities are offset only if there is a legally enforceable right to set off the recognised amounts, and it is intended to realise the asset and settle the liability on a net basis or simultaneously.

ii. Deferred tax

Deferred tax is recognised in respect of temporary differences between the carrying amounts of assets and liabilities for financial reporting purposes and the corresponding amounts used for taxation purposes. Deferred tax is also recognised in respect of carried forward tax losses and tax credits.

Deferred tax assets are recognised to the extent that it is probable that future taxable profits will be available against which they can be used. The existence of unused tax losses is strong evidence that future taxable profit may not be available. Therefore, in case of a history of recent losses, the Company recognises a deferred tax asset only to the extent that it has sufficient taxable temporary differences or there is convincing other evidence that sufficient taxable

VISAKHA PHARMACY LIMITED

(Formerly known as RAMKY PHARMA CITY (INDIA) LIMITED)

Notes to the financial statements for the year ended 31 March 2022 (continued)

profit will be available against which such deferred tax asset can be realised. Deferred tax assets – unrecognised or recognised, are reviewed at each reporting date and are recognised/ reduced to the extent that it is probable/ no longer probable respectively that the related tax benefit will be realised.

Deferred tax is measured at the tax rates that are expected to apply to the period when the asset is realised or the liability is settled, based on the laws that have been enacted or substantively enacted by the reporting date.

The measurement of deferred tax reflects the tax consequences that would follow from the manner in which the Company expects, at the reporting date, to recover or settle the carrying amount of its assets and liabilities.

Deferred tax assets and liabilities are offset if there is a legally enforceable right to offset current tax liabilities and assets, and they relate to income taxes levied by the same tax authority on the same taxable entity, or on different tax entities, but they intend to settle current tax liabilities and assets on a net basis or their tax assets and liabilities will be realised simultaneously.

k. Earnings per share

The basic earnings per share (“EPS”) for the year is computed by dividing the net profit/ (loss) after tax for the year attributable to equity shareholders by the weighted average number of equity shares outstanding during the year. The Company has no potentially dilutive equity shares.

l. Leases

The Company assesses at contract inception whether a contract is, or contains, a lease. That is, if the contract conveys the right to control the use of an identified asset for a period of time in exchange for consideration.

Company as a lessee

The Company applies a single recognition and measurement approach for all leases, except for short-term leases and leases of low-value assets. The Company recognises lease liabilities to make lease payments and right-of-use assets representing the right to use the underlying assets.

i) Right-of-use assets

The Company recognises right-of-use assets at the commencement date of the lease (i.e., the date the underlying asset is available for use). Right-of-use assets are measured at cost, less any accumulated depreciation and impairment losses, and adjusted for any remeasurement of lease liabilities. The cost of right-of-use assets includes the amount of lease liabilities recognised, initial direct costs incurred, and lease payments made at or before the commencement date less any lease incentives received. Right-of-use assets are depreciated on a straight-line basis over the shorter of the lease term and the estimated useful lives of the assets.

If ownership of the leased asset transfers to the Company at the end of the lease term or the cost reflects the exercise of a purchase option, depreciation is calculated using the estimated useful life of the asset. The right-of-use assets are also subject to impairment.

ii) Lease liabilities

At the commencement date of the lease, the Company recognises lease liabilities measured at the present value of lease payments to be made over the lease term. The lease payments include fixed payments (including in substance fixed payments) less any lease incentives receivable, variable lease payments that depend on an index or a rate, and amounts expected to be paid under residual value guarantees. The lease payments also include the exercise price of a purchase option reasonably certain to be exercised by the Company and payments of penalties for terminating the lease, if the lease term reflects the Company exercising the option to terminate. Variable lease payments that do not depend on an index or a rate are recognised as expenses (unless they are incurred to produce inventories) in the period in which the event or condition that triggers the payment occurs.

In calculating the present value of lease payments, the Company uses its incremental borrowing rate at the lease commencement date because the interest rate implicit in the lease is not readily determinable. After the commencement date, the amount of lease liabilities is increased to reflect the accretion of interest and reduced for the

VISAKHA PHARMACY LIMITED

(Formerly known as RAMKY PHARMA CITY (INDIA) LIMITED)

Notes to the financial statements for the year ended 31 March 2022 (continued)

lease payments made. In addition, the carrying amount of lease liabilities is remeasured if there is a modification, a change in the lease term, a change in the lease payments (e.g., changes to future payments resulting from a change in an index or rate used to determine such lease payments) or a change in the assessment of an option to purchase the underlying asset.

iii) Short-term leases and leases of low-value assets

The Company applies the short-term lease recognition exemption to its short-term leases of machinery and equipment (i.e., those leases that have a lease term of 12 months or less from the commencement date and do not contain a purchase option). It also applies the lease of low-value assets recognition exemption to those items that are considered to be low value. Lease payments on short-term leases and leases of low-value assets are recognised as expense on a straight-line basis over the lease term.

Company as a lessor

Leases in which the Company does not transfer substantially all the risks and rewards incidental to ownership of an asset are classified as operating leases. Rental income arising is accounted for on a straight-line basis over the lease terms. Initial direct costs incurred in negotiating and arranging an operating lease are added to the carrying amount of the leased asset and recognised over the lease term on the same basis as rental income. Contingent rents are recognised as revenue in the period in which they are earned.

m. Segment reporting

The Board of Directors assess the financial performance of the Company and make strategic decisions and has been identified as being the Chief Operating Decision Maker (CODM). Based on the internal reporting provided to the CODM, the Company has only one reportable segment i.e. 'development of an exclusive hub for bulk drug, pharmaceuticals, chemical and allied industries' and hence no separate disclosures are required under Ind AS 108.

4.A. Property, plant and equipment

	Freehold land	Social infrastructure	Plant and equipment	Furniture and fixtures	Vehicles	Office equipment	Computer accessories	Total
(INR in Millions)								
Deemed cost (gross carrying amount)								
Balance at 31st March 2020	64.67	464.68	810.87	1.34	11.74	2.17	1.64	1,357.12
Additions	-	-	-	0.20	0.38	0.35	0.33	1.26
Disposals	-	-	-	-	-	-	-	-
Balance at 31st March 2021	64.67	464.68	810.87	1.54	12.12	2.52	1.97	1,358.38
Additions	-	10.95	494.43	-	-	1.56	0.71	507.65
Disposals	-	-	-	-	-	-	-	-
Balance at 31st March 2022	64.67	475.62	1,305.30	1.54	12.12	4.08	2.68	1,866.03
Accumulated depreciation								
Balance at 31st March 2020	-	89.37	155.11	0.85	5.39	1.58	1.02	253.32
Depreciation for the year	-	18.71	55.65	0.25	1.62	0.26	0.37	76.86
Disposals	-	-	-	-	-	-	-	-
Balance at 31st March 2021	-	108.08	210.76	1.10	7.01	1.84	1.39	330.18
Depreciation for the year	-	17.24	66.70	0.10	1.05	0.29	0.25	85.63
Disposals	-	-	-	-	-	-	-	-
Balance at 31st March 2022	-	125.32	277.46	1.21	8.07	2.13	1.64	415.81
Carrying amounts(net)								
As at 31st March 2021	64.67	356.59	600.11	0.43	5.11	0.68	0.58	1,028.20
As at 31st March 2022	64.67	350.30	1,027.84	0.33	4.05	1.95	1.03	1,450.22

* Refer Note no. 36

4.B. Capital work-in-progress

	As at 31st March 2022	As at 31st March 2021
Capital work -in-progress	153.78	276.40
	153.78	276.40

Ageing Schedule of Capital work-in-progress:

Particulars	Amount in CWIP for a period of				Total
	<1 year	1-2 years	2-3 years	Morethan 3 years	
As at 31 March 2022					
- Projects in progress	152.33	0.93	0.08	0.45	153.78
- Projects temporarily suspended	-	-	-	-	-
As at 31 March 2021					
- Projects in progress	269.51	6.44	-	0.45	276.40
- Projects temporarily suspended	-	-	-	-	-

VISAKHA PHARMACY LIMITED
(Formerly known as RAMKY PHARMA CITY (INDIA) LIMITED)
Notes to the financial statements
For the year ended 31st March 2022

11. Cash and Cash equivalents

	(INR in Millions)	
	31st March 2022	31st March 2021
Cash on hand	0.01	0.02
Balances with banks:		
- in current accounts	82.93	88.95
- in deposit accounts with maturity is less than 3 months	-	-
	82.94	88.97

12. Bank balances other than Cash and cash equivalents

	(INR in Millions)	
	31st March 2022	31st March 2021
Balances with banks:		
- in Margin money deposits against guarantees	6.29	5.91
	6.29	5.91

13. Other current financial assets

	(INR in Millions)	
	31st March 2022	31st March 2021
<i>Unsecured, considered good</i>		
Other loans and advances	4.50	1.26
	4.50	1.26

14. Other current assets

	(INR in Millions)	
	31st March 2022	31st March 2021
Advances recoverable in cash or in kind	42.11	34.00
Cenvat/GST receivable	184.63	96.68
Pre-paid expenses	3.89	2.76
Other Current Assets	93.76	-
	324.39	133.44

15. Share capital

	(INR in Millions)	
	31st March 2022	31st March 2021
Authorised		
Equity shares of Rs. 10/- each	180.00	180.00
	180.00	180.00
Issued, subscribed and paid-up		
Equity shares of Rs.10/- each	180.00	180.00
	180.00	180.00

A. Reconciliation of equity shares outstanding at the beginning and at the end of the reporting period

	31st March 2022		31st March 2021	
	Number	(INR in Millions)	Number	(INR in Millions)
At the commencement of the period	1,80,00,000	180.00	1,80,00,000	180.00
Shares issued for cash	-	-	-	-
At the end of the period	1,80,00,000	180.00	1,80,00,000	180.00

VISAKHA PHARMACY LIMITED
(Formerly known as RAMKY PHARMA CITY (INDIA) LIMITED)
Notes to the financial statements
For the year ended 31st March 2022

B. Rights, preferences and restrictions attached to equity shares

The company has a single class of equity shares. Accordingly, all equity shares rank equally with regard to dividends and share in the company's residual assets on winding up. The equity shares are entitled to receive dividend as declared from time to time. The voting rights of an equity shareholder on a poll (not on show of hands) are in proportion to his/its share of the paid-up equity share capital of the company. Voting rights cannot be exercised in respect of shares on which any call or other sums presently payable has not been paid. Failure to pay any amount called up on shares may lead to their forfeiture.

On winding up of the company, the holders of equity shares will be entitled to receive the residual assets of the company, remaining after distribution of all preferential amounts, in proportion to the number of equity shares held.

C. Shareholders holding more than 5% of equity share capital

	31st March 2022		31st March 2021	
	Number of shares held	% of holding	Number of shares held	% of holding
Ramky Infrastructure Limited	91,80,000	51%	91,80,000	51%
Ramky Estates and Farms Limited	68,40,000	38%	68,40,000	38%
Andhra Pradesh Industrial Infrastructure Corporation Limited	19,80,000	11%	19,80,000	11%
	1,80,00,000	100%	1,80,00,000	100%

D. Shares held by holding company

	31st March 2022		31st March 2021	
	Number	Amount	Number	Amount
Equity share of Rs. 10 each fully paid up Ramky Infrastructure Limited	91,80,000	91.80	91,80,000	91.80
	91,80,000	91.80	91,80,000	91.80

**E. Shares held by the promoter
As at 31st March 2022**

Promoter Name	Class of Equity Shares	No. of shares at the beginning of the year	Change during the year	No. of shares at the end of the year	% of Total Shares	% change during the year
Ramky Infrastructure Limited	Equity shares of Rs.10 each	91,80,000.00	-	91,80,000.00	51%	-
Ramky Estates and Farms Limited	Equity shares of Rs.10 each	68,40,000.00	-	68,40,000.00	38%	-
Andhra Pradesh Industrial Infrastructure Corporation Limited	Equity shares of Rs.10 each	19,80,000.00	-	19,80,000.00	11%	-

As at 31st March 2021

Promoter Name	Class of Equity Shares	No. of shares at the beginning of the year	Change during the year	No. of shares at the end of the year	% of Total Shares	% change during the year
Ramky Infrastructure Limited	Equity shares of Rs.10 each	91,80,000.00	-	91,80,000.00	51%	-
Ramky Estates and Farms Limited	Equity shares of Rs.10 each	68,40,000.00	-	68,40,000.00	38%	-
Andhra Pradesh Industrial Infrastructure Corporation Limited	Equity shares of Rs.10 each	19,80,000.00	-	19,80,000.00	11%	-

16. Other equity

	(INR in Millions)	
	31st March 2022	31st March 2021
General reserve	50.00	50.00
Surplus in the statement of profit and loss		
Balance at the beginning of the year	1,866.49	1,468.33
Profit for the year	438.78	398.16
Dividend	(90.00)	-
Balance at the end of the year	2,215.27	1,866.49
Other comprehensive income		
Balance at the beginning of the year	(5.28)	(3.34)
Changes during the year	6.15	(1.94)
Balance at the end of the year	0.87	(5.28)
	2,266.14	1,911.21

17 Other non-current financial liabilities

	(INR in Millions)	
	31st March 2022	31st March 2021
Security deposits	92.38	39.07
	92.38	39.07

18. Non-current provisions

	(INR in Millions)	
	31st March 2022	31st March 2021
Provision for employee benefits		
- Gratuity	-	3.93
- Compensated absences	1.25	4.89
	1.25	8.82

19. Trade payables

	(INR in Millions)	
	31st March 2022	31st March 2021
Trade payables		
- due to micro and small enterprises	0.46	1.61
- due to other than micro and small enterprises	592.24	528.11
	592.70	529.72

Ageing Schedule of Trade Payable

Particulars	Outstanding for the following periods from the due date of payment					Total
	Not Due	<1 year	1-2 years	2-3 years	More than 3 years	
As at 31st March 2022						
Micro Small Medium Enterprises						
- Undisputed Dues	0.18	0.28	-	-	-	0.46
- Disputed dues	-	-	-	-	-	-
Other than Micro Small Medium Enterprises						
- Undisputed Dues						
- Related parties	454.85	0.04	-	-	3.48	458.36
- Others	102.59	7.02	0.21	4.86	19.20	133.87
- Disputed dues	-	-	-	-	-	-
As at 31st March 2021						
Micro Small Medium Enterprises						
- Undisputed Dues	1.61	-	-	-	-	1.61
- Disputed dues	-	-	-	-	-	-
Other than Micro Small Medium Enterprises						
- Undisputed Dues						
- Related parties	441.64	-	-	-	10.48	452.11
- Others	48.02	4.93	4.61	0.01	18.41	76.00
- Disputed dues	-	-	-	-	-	-

20. Other current liabilities

	(INR in Millions)	
	31st March 2022	31st March 2021
Advance from customers	1,597.46	605.30
Dues to statutory / government authorities	13.61	11.03
Accrued salaries, wages and benefits	0.24	0.24
Expenses payable	2.53	3.21
	1,613.84	619.78

VISAKHA PHARMACY LIMITED

(Formerly known as RAMKY PHARMA CITY (INDIA) LIMITED)

Notes to the financial statements**For the year ended 31st March 2022****21. Current provisions**

(INR in Millions)

	31st March 2022	31st March 2021
Provision for employee benefits:		
- Gratuity	-	0.48
- Compensated absences	0.20	0.91
	0.20	1.39

22. Current tax liabilities (net)

(INR in Millions)

	31st March 2022	31st March 2021
Provision for income tax (net)	47.42	59.62
	47.42	59.62

23. Revenue from contracts with customers

(INR in Millions)

	For the Year ended 31st March 2022	For the year ended 31st March 2021
Revenue from sale of land and development	243.18	72.92
Operations and maintenance revenue	3,464.74	3,155.77
Sale of goods	1.73	1.30
	3,709.65	3,229.99

24. Other income

(INR in Millions)

	For the Year ended 31st March 2022	For the year ended 31st March 2021
Interest income	21.61	7.58
Other non-operating income	19.97	36.98
Liabilities no longer required, written back	3.17	-
	44.75	44.56

25. Operating expenses

(INR in Millions)

	For the Year ended 31st March 2022	For the year ended 31st March 2021
Development expenditure	62.00	372.13
Operating and maintainance expenditure	2,725.72	1,678.36
Water charges	64.82	197.18
Chemicals and reagents	27.36	9.64
Power and fuel	32.31	29.25
Security charges	4.63	10.97
	2,916.84	2,297.53

VISAKHA PHARMACITY LIMITED

(Formerly known as RAMKY PHARMA CITY (INDIA) LIMITED)

Notes to the financial statements

For the year ended 31st March 2022

26. Employee benefits expense

(INR in Millions)

	For the Year ended 31st March 2022	For the year ended 31st March 2021
Salaries and wages	56.40	74.62
Contribution to provident and other funds	2.65	4.59
Workmen and staff welfare expenses	3.42	4.16
	62.47	83.37

27. Finance costs

(INR in Millions)

	For the Year ended 31st March 2022	For the year ended 31st March 2021
Interest expense		
- on term loans	-	11.39
- others	0.69	0.61
Other borrowing costs		
- bank charges	0.04	0.04
	0.73	12.04

28. Other expenses

(INR in Millions)

	For the Year ended 31st March 2022	For the year ended 31st March 2021
Rates and taxes	3.95	1.36
Professional and technical charges	36.94	9.77
Fees and charges	0.60	0.17
Business promotion	1.63	1.13
Advertisement	0.13	0.03
Travelling and conveyance	3.46	2.71
Printing and stationary	0.17	0.10
Audit fees (Refer (i) below)	0.80	0.80
Communication charges	0.72	0.52
Repairs and maintenance	3.04	1.17
Insurance	4.48	3.83
Corporate socail responsibility expenditure (Refer (ii) below)	10.00	12.60
Bad debts written off	-	200.41
Miscellaneous expenses	1.13	0.40
	67.05	235.00

VISAKHA PHARMACY LIMITED

(Formerly known as RAMKY PHARMA CITY (INDIA) LIMITED)

Notes to the financial statements

For the year ended 31st March 2022

(i) Details of payments to auditors

(INR in Millions)

Particulars	For the Year ended 31st March 2022	For the year ended 31st March 2021
As statutory auditor	0.50	0.50
Statutory audit fee	0.30	0.30
Total	0.80	0.80

(ii) Expenditure towards Corporate Social Responsibility (CSR) activities:

As per section 135 of the Companies Act, 2013 and rules therein, the Company is required to spend at least 2% of average net profit of past three years towards Corporate Social Responsibility (CSR). Details of corporate social responsibility expenditures as certified by Management are as follows:

(INR in Millions)

Particulars	For the Year ended 31st March 2022	For the Year ended 31st March 2021
a) Gross amount required to be spent by the company during the year	5.03	2.09
b) Amount approved by the Board to be spent during the year		
c) Amount spent during the year ending		
i) Construction/ acquisition of any asset	-	-
ii) On purposes other than (i) above	10.00	12.60
d) Details related to spent / unspent obligations:		
i) Contribution to Public Trust	-	-
ii) Contribution to Charitable Trust	10.00	12.6
iii) Unspent amount in relation to:		
- Ongoing project	-	-
- Other than ongoing project	-	-

29. Related parties

A. List of related parties and nature of relationship

S. No.	Name of the related party	Nature of relationship
1	Ramky Infrastructure Limited	Holding company
2	JNPC Pharma Innovation Limited	Subsidiary
3	Ramky Estates and Farms Limited	Group Company
4	Ramky Enviro Engineering Limited	Group Company
5	Smilax Laboratories Limited	Group Company
6	Visakha Solvents Limited	Group Company
7	Ramky Foundation	Group Concern
8	Frank Lloyd Tech Management Services Limited	Fellow subsidiary
9	P. P. Lal krishna	Managing Director and C.E.O.
10	I.W.Vijaya Kumar	Wholtime Director
11	A. Satyam Naidu	C.F.O.

B. Transactions with related parties during the year ended

		(INR in Millions)		
S. No.	Name of the related party	Nature of transactions	31st March 2022	31st March 2021
1	Ramky Infrastructure Limited	Mobilization Advance Recovered	-	189.20
		Contract expenditure	2,674.43	2,329.05
		Inter Corporate Deposits given	718.72	-
		Capital Expenditure	423.57	-
		Interest Income	15.68	-
		Security deposit received	50.00	-
		Recovery of Expenses Incurred	446.69	137.10
		Dividend paid	45.90	-
2	Ramky Estates and Farms Limited	Dividend paid	34.20	-
3	Ramky Enviro Engineering Limited	O&M Income	152.35	62.05
4	Smilax Laboratories Limited	O&M Income	45.73	67.48
5	Visakha Solvents Limited	O&M Income	0.17	1.70
6	Ramky Foundation	CSR expenses	10.00	12.60
7	JNPC Pharma Innvotion Limited	Expenses Incurred	-	0.02
8	P.P Lal krishna	Director Remuneration	5.66	4.82
9	I.W.Vijaya Kumar	Director Remuneration	11.83	9.00
10	A. Satyam Naidu	Salary	1.72	1.47

C. Balances outstanding

		(INR in Millions)		
S. No.	Name of the related party	Details	31st March 2022	31st March 2021
1	Ramky Infrastructure Limited	Security deposit payable	50.00	-
		Inter Corporate Deposits given	732.83	-
		Trade Payables	503.63	441.64
		Share Capital	91.80	91.80
2	Ramky Estates and Farms Limited	Share capital	68.40	68.40
3	Ramky Enviro Engineering Limited	Trade receivables	172.25	65.53
4	Smilax laboratories	Trade Receivables	51.33	120.86
5	Visakha Solvents Limited	Trade Receivables	1.81	1.64
6	JNPC Pharma Innovation Limited	Expenses Receivable	0.19	0.19
7	Frank Lloyd Tech Management services Limited	Expenses Payable	3.48	10.48

VISAKHA PHARMACY LIMITED
(Formerly known as RAMKY PHARMA CITY (INDIA) LIMITED)
Notes to the financial statements
For the year ended 31st March 2022

30. Capital management

The Company's policy is to maintain a strong capital base so as to safeguard its ability to continue as a going concern, so that it can continue to provide returns for shareholders and benefits for other stakeholders and for the future development of the Company. In order to maintain or achieve an optimal capital structure, the Company may adjust the amount of dividend payment, return on capital to shareholders or issue of new shares.

The Company's adjusted net debt to equity ratio at 31 March 2022 was as follows:

	(INR in Millions)	
	31st March 2022	31st March 2021
Debt	-	-
Less: cash and cash equivalents	82.94	88.97
Adjusted net debt	(82.94)	(88.97)
Total equity	2,446.14	2,091.21
Adjusted net debt to adjusted equity ratio	0.00	0.00

31. Earnings per share

Basic earnings per share is calculated by dividing:

- the profit attributable to owners of the group
- by the weighted average number of equity shares outstanding during the financial year, adjusted for bonus elements in equity shares issued during the year and excluding treasury shares

	(INR in Millions)	
	31st March 2022	31st March 2021
i. Profit (loss) attributable to equity shareholders(basic)	438.78	398.16
ii. Weighted average number of equity shares (basic)	1,80,00,000	1,80,00,000
Basic EPS (In Rs.)	24.38	22.12

The Company does not have any potentially dilutive equity shares outstanding during the year.

32. Assets and liabilities relating to employee benefits

For details about the related employee benefit expenses, see Note 26.

The Company operates the following post-employment defined benefit plan:

The Company has a defined benefit gratuity plan in India, governed by the Payment of Gratuity Act, 1972. The plan entitles an employee, who has rendered at least five years of continuous service, to gratuity at the rate of fifteen days wages for every completed year of service or part thereof in excess of six months, based on the rate of wages last drawn by the employee concerned. This defined benefit plans expose the Company to actuarial risks, such as longevity risk, currency risk, interest rate risk and market (investment) risk

A. Funding

The gratuity plan is funded.

B. Reconciliation of the net defined benefit (asset) liability

The following table shows a reconciliation from the opening balances to the closing balances for the net defined benefit (asset) liability and its components.

Reconciliation of present value of defined benefit obligation

Plan A		(INR in Millions)	
Liability	31st March 2022	31st March 2021	
Balance at the beginning of the year	12.70	9.28	
Benefits paid	(0.42)	(0.23)	
Current service cost	0.36	1.21	
Interest cost	0.86	0.61	
Actuarial (gains) losses recognised in other comprehensive income			
- changes in demographic assumptions	-	-	
- changes in financial assumptions	(0.05)	(0.28)	
- experience adjustments	(10.15)	2.10	
Balance at the end of the year	3.30	12.70	

VISAKHA PHARMACY LIMITED
(Formerly known as RAMKY PHARMA CITY (INDIA) LIMITED)
Notes to the financial statements
For the year ended 31st March 2022

	(INR in Millions)	
	31st March 2022	31st March 2021
Fund assets		
Fair value of plan assets at the beginning of the year	8.29	7.79
Interest income	0.56	0.55
Contributions	0.10	1.10
Benefits paid	(0.42)	(0.23)
Remeasurement - return on assets	(1.52)	(0.92)
Balance at the end of the year	7.01	8.29

	(INR in Millions)	
	31st March 2022	31st March 2021
Plan B		
Balance at the beginning of the year	5.81	4.09
Benefits paid	(1.19)	(0.36)
Current service cost	-	0.00
Interest cost	0.36	0.26
Actuarial (gains) losses recognised in other comprehensive income		
- changes in demographic assumptions	-	-
- changes in financial assumptions	(0.01)	(0.06)
- experience adjustments	(3.52)	1.88
Balance at the end of the year	1.45	5.81

Expense recognised in profit or loss

	(INR in Millions)	
	31st March 2022	31st March 2021
Plan A		
Current service cost	0.36	1.21
Interest cost	0.86	0.61
Interest income	(0.56)	(0.55)
	0.66	1.28

	(INR in Millions)	
	31st March 2022	31st March 2021
Plan B		
Current service cost	-	0.00
Interest cost	0.36	0.26
Past service gain	(3.53)	1.82
	(3.17)	2.08

Remeasurements recognised in other comprehensive income

	(INR in Millions)	
	31st March 2022	31st March 2021
Plan A		
Actuarial (gain) loss on defined benefit obligation	(10.20)	1.82
Return on plan assets excluding interest income	1.52	0.92
	(8.68)	2.74

	(INR in Millions)	
	31st March 2022	31st March 2021
Plan B		
Actuarial (gain) loss on defined benefit obligation	-	-
Return on plan assets excluding interest income	-	-
	-	-

VISAKHA PHARMACY LIMITED
(Formerly known as RAMKY PHARMA CITY (INDIA) LIMITED)
Notes to the financial statements
For the year ended 31st March 2022

C. Defined benefit obligation

i. Actuarial assumptions

Principal actuarial assumptions at the reporting date (expressed as weighted averages):

Plan A

	31st March 2022	31st March 2021
Discount rate	7.27%	6.92%
Future salary growth	8.00%	8.00%
Withdrawal Rate	1.00%	1.00%
Mortality table (as % of IALM(2006-08)(Mod.) Ult. Mortality Table)	100.00%	100.00%

Plan B

	31st March 2022	31st March 2021
Discount rate	7.27%	6.92%
Future salary growth	8.00%	8.00%
Attrition rate	1.00%	1.00%
Mortality table (as % of IALM(2006-08)(Mod.) Ult. Mortality Table)	100.00%	100.00%

ii. Sensitivity analysis

Reasonably possible changes at the reporting date to one of the relevant actuarial assumptions, holding other assumptions constant, would have affected the defined benefit obligation by the amounts shown below

Plan A

	(INR in Millions)			
	31st March 2022		31st March 2021	
	Increase	Decrease	Increase	Decrease
Discount rate (1% movement)	3.19	3.45	11.57	14.05
Future salary growth (1% movement)	3.43	3.21	13.93	11.66
Withdrawal rate (1% movement)	3.30	3.32	12.61	12.81

Plan B

	(INR in Millions)			
	31st March 2022		31st March 2021	
	Increase	Decrease	Increase	Decrease
Discount rate (1% movement)	1.41	1.48	5.56	6.08
Future salary growth (1% movement)	1.49	1.40	6.10	5.55
Attrition rate (1% movement)	1.44	1.44	5.79	5.82

Although the analysis does not take account of the full distribution of cash flows expected under the plan, it does provide an approximation of the sensitivity of the assumptions shown.

VISAKHA PHARMACY LIMITED
(Formerly known as RAMKY PHARMA CITY (INDIA) LIMITED)
Notes to the financial statements
For the year ended 31st March 2022

33. Financial instruments - Fair values and risk management

A. Accounting classifications and fair values

The carrying amounts of financial assets and liabilities recognized in the financial statements approximate their fair values and hence no further details about the fair value measurements including their levels in the fair value hierarchy is not given.

The following table shows the carrying amounts and fair values of financial assets and financial liabilities:

31st March 2022

	Carrying Amount				(INR in Millions)
	Financial assets - FVTPL	Other financial assets - amortised cost	Financial liabilities - FVTPL	Other financial liabilities - amortised cost	Total carrying amount
Financial assets measured at fair value					
Investment in mutual funds*	63.98	-	-	-	63.98
	63.98	-	-	-	63.98
Financial assets not measured at fair value					
Security deposits	-	52.92	-	-	52.92
Investments	-	1.50	-	-	1.50
Loans	-	732.83	-	-	732.83
Trade receivables	-	1,137.63	-	-	1,137.63
Cash and cash equivalents	-	82.94	-	-	82.94
Bank balances other than Cash and cash equivalents	-	6.29	-	-	6.29
Other current financial assets	-	4.50	-	-	4.50
	-	2,018.61	-	-	2,018.61
Financial liabilities not measured at fair value					
Security deposits received	-	-	-	92.38	92.38
Trade payables**	-	-	454.85	137.85	592.70
Current tax liabilities (net)	-	-	-	47.42	47.42
	-	-	454.85	277.65	732.50

31st March 2021

	Carrying Amount				(INR in Millions)
	Financial assets - FVTPL	Other financial assets - amortised cost	Financial liabilities - FVTPL	Other financial liabilities - amortised cost	Total carrying amount
Financial assets measured at fair value					
Non-current investments*	62.22	-	-	-	62.22
	62.22	-	-	-	62.22
Financial assets not measured at fair value					
Security deposits	-	50.78	-	-	50.78
Investments	-	1.50	-	-	1.50
Trade receivables	-	836.20	-	-	836.20
Cash and cash equivalents	-	88.97	-	-	88.97
Bank balances other than Cash and cash equivalents	-	5.91	-	-	5.91
Other current financial assets	-	1.26	-	-	1.26
	-	984.62	-	-	984.62
Financial liabilities not measured at fair value					
Security deposits received	-	-	-	39.07	39.07
Trade payables	-	-	-	529.72	529.72
Current tax liabilities (net)	-	-	-	59.62	59.62
	-	-	-	628.41	628.41

*Level 1 Inputs used

**Level 3 Inputs used

- Level1 inputs – Quoted prices (unadjusted) in active markets for identical assets or liabilities that the entity can access at the measurement date.
- Level2 inputs – Inputs other than quoted prices included within Level 1 that are observable for the asset or liability, either directly or indirectly.
- Level3 inputs – Unobservable inputs for the asset or liability.

33. Financial instruments - Fair values and risk management (continued)

B. Financial risk management

iii) Liquidity risk

Liquidity risk is the risk that the Company will encounter difficulty in meeting the obligations associated with its financial liabilities that are settled by delivering cash or another financial asset. The Company's approach to managing liquidity is to ensure, as far as possible, that it will have sufficient liquidity to meet its liabilities when they are due, under both normal and stressed conditions, without incurring unacceptable losses or risking damage to the Company's reputation.

The Company aims to maintain the level of its cash and cash equivalents at an amount in excess of expected cash outflows on financial liabilities (other than trade payables) over the next six months. The Company also monitors the level of expected cash inflows with expected cash outflows on trade payables and other financial liabilities.

Exposure to liquidity risk

The following are the remaining contractual maturities of financial liabilities at the reporting date. The amounts are gross and undiscounted, and include contractual interest payments and exclude the impact of netting agreements

31st March 2022

	Carrying Amount	Contractual Cashflows					
		Total	6 months or less	6-12 months	1-2 Years	2-5 Years	More than 5 years
Non-derivative financial liabilities							
Security deposits received	92.38	92.38	-	-	-	-	92.38
Trade payables	592.70	592.70	137.85	-	-	454.85	-
Current tax liabilities (net)	47.42	47.42	47.42	-	-	-	-
	732.50	732.50	185.27	-	-	454.85	92.38

31st March 2021

	Carrying Amount	Contractual Cashflows					
		Total	6 months or less	6-12 months	1-2 Years	2-5 Years	More than 5 years
Non-derivative financial liabilities							
Security deposits received	39.07	39.07	-	-	-	-	39.07
Trade Payables	529.72	529.72	529.72	-	-	-	-
Current tax liabilities (net)	59.62	59.62	59.62	-	-	-	-
	628.41	628.41	589.33	-	-	-	39.07

The interest payments on variable interest rate loans in the table above reflect market forward interest rates at the reporting date and these amounts may change as market interest rates change.

Except for these financial liabilities, it is not expected that cash flows included in the maturity analysis could occur significantly earlier, or at significantly different amounts.

iv) Market risk

Market risk is the risk that changes in market prices – such as foreign exchange rates, interest rates and equity prices – will affect the Company's income or the value of its holdings of financial instruments. The objective of market risk management is to manage and control market risk exposures within acceptable parameters, while optimising the return.

Interest rate risk

The Company adopts a policy of ensuring that between 80 and 90% of its interest rate risk exposure is at a fixed rate. This is achieved partly by entering into fixed-rate instruments and partly by borrowing at a floating rate instruments.

Exposure to interest rate risk

The interest rate profile of the Company's interest-bearing financial instruments as reported to management is as follows:

	(INR in Millions)	
	31st March 2022	31st March 2021
Fixed rate instruments		
Financial assets	739.12	5.91
Financial liabilities	-	-

34 Ratio Analysis and its elements

Ratio	Numerator	Denominator	31st March 2022	31st March 2021	% change	Reason for variance
Current ratio	Current Assets	Current Liabilities	1.05	1.54	-32.08%	Refer note (i) below
Debt- Equity Ratio	Total Debt	Shareholder's Equity	0.00	0.00	0.00%	
Debt Service Coverage ratio	Earnings for debt service = Net profit after taxes + Non-cash operating expenses + Interest	Debt service = Interest & Lease Payments + Principal Repayments	0.00	1.79	100.00%	Refer note (ii) below
Return on Equity ratio	Net Profits after taxes – Preference Dividend	Average Shareholder's Equity	19%	21%	-8.04%	
Inventory Turnover ratio	Cost of goods sold	Average Inventory	0.00	0.00	0.00%	
Trade Receivable Turnover Ratio	Net credit sales = Gross credit sales - sales return	Average Trade Receivable	3.76	4.35	-13.63%	
Trade Payable Turnover Ratio	Net credit purchases = Gross credit purchases - purchase return	Average Trade Payables	5.43	4.05	34.12%	Refer note (iii) below
Net Capital Turnover Ratio	Net sales = Total sales - sales return	Working capital = Current assets – Current liabilities	34.32	4.91	598.45%	Refer note (iv) below
Net Profit ratio	Net Profit	Net sales = Total sales - sales return	11.83%	12.33%	-4.05%	
Return on Capital Employed	Earnings before interest and taxes	Capital Employed = Tangible Net Worth + Total Debt + Deferred Tax Liability	25%	28%	-8.55%	
Return on investment	Income generated from investments	Time weighted average investments	2.84%	3.50%	-18.98%	

(i) Due to advance of long term loans.

(ii) As there is no debt during the year, the entire loans were repaid during the previous year

(iii) Due to increase of operations and expansion expenses in the last quarter.

(iv) Due to reduction in working capital.

35. Details relating to dues to Micro, small and medium enterprises:

Information relating to Micro, small and medium enterprises (MSME) under the Micro, Small and Medium Enterprises Development Act, 2006 have been determined based on the information available with the company and the required disclosure is as below:

Particulars	(INR in Millions)	
	31 March 2022	31 March 2021
a) Dues remaining unpaid to any supplier being MSME as at Balance sheet data		
i) Principal amount	0.46	1.61
ii) Interest on above	-	-
b) The amount of interest paid in terms of section 16 of the Micro, Small and Medium Enterprises Development Act, 2006 (27 of 2006),	-	-
c) The amount of interest due and payable for the period of delay in making payment (which has been paid but beyond the appointed day	-	-
d) The amount of interest accrued and remaining unpaid at the end of the year	-	-
e) The amount of further interest remaining due and payable even in the succeeding years, until such date when the interest dues above are	-	-

36 During the F. Year 2012-13 a Charge sheet has been filed by CBI against company with the CBI court. Nampally, Hyderabad alleging certain irregularities by the company pertaining to reduction of Green belt area and also the Company has received a provisional attachment order under Section 5 (1) of the Prevention of Money Laundering Act, 2002 from Enforcement Directorate (ED) dated 07 January 2013 for attachment of assets/properties valued at Rs 1337.4 Millions comprising Land and facilities valuing Rs. 1305.4 Millions and Mutual Fund of Rs. 32.0 Millions. During the previous year the adjudicating authority passed a confirmation order of the above provisional attachment order and the company has preferred an appeal before the Appellate Tribunal. In the meantime, the office of Joint Director, Enforcement Directorate, Hyderabad Zonal office has served a Notice for taking the possession of the referred properties under section 8(4) of the PMLA 2002. The company has filed a writ petition before the honorable High court of Andhra Pradesh, Hyderabad seeking for stay of proceedings. The honorable High court of Andhra Pradesh has granted a interim stay of all further proceedings till a stay application is considered and appropriate orders passed by the Appellate authority. On 20th November, 2013, the Appellate Tribunal has considered the stay application and stayed the EDs notice. Since the Appellate Tribunal ceased of the matter, the cause in the writ petition does not survive. Hence, the above referred Writ Petition is dismissed. The case is posted for hearing on 29th July 2015 with the Appellate Tribunal. However, Mutual Fund of Rs. 32.00 Millions was transferred in the name of the Directorate of Enforcement. Further on 26th March 2015, the Joint Director, Enforcement directorate, Hyderabad zonal office has passed a provisional attachment order for Rs 2161.80 Millions on the assets of company. The Joint Director has filed a complaint under PMLA before the Adjudicating authority seeking for confirmation of the above provisional attachment order on 10 April 2015. The Adjudicating Authority (AA) has served a show cause notice on 22 April 2015 calling upon to show cause as to why the provisional attachment order shall not be confirmed and directed to appear before the AA on 15 June 2015 and on 04-08-2015 the AA confirmed the provisional attached order and this order is in continuation to the order passed by ED for 1337.40 Millions. On 18-08-2015 the office of Joint Director, Enforcement Directorate, Hyderabad Zonal office has served a Notice for taking the possession of the referred properties under section 8(4) of the PMLA 2002.

During the Previous Year, the Appellate Tribunal has reversed the orders of the ED Courts, Hyderabad and passed directions to release the attachment of the parcels of land in the Pharma City subject to certain conditions such as:

a) To maintain 50 meter inward buffer zone until decided by the Special court and the company shall not dispose off and sell buffer zone area nor raise any construction thereon, unless final order is passed in its favour.

c) The possession of 16 unsold plots be restored to the company on a condition that the said plots or to raise any construction or to create third party interest. The company may also move an application for removal of said condition if no charges are framed against the company by the Special Court.

The Company has filed an appeal before the Hon'ble High Court of Telangana challenging the condition not to dispose of the said plots or to raise any construction or to create third party interest on the 16 plots attached in O C 441 of 2015 made in FPAPMLA1052/HYD/2015 on the file of Appellate Tribunal Prevention of Money Laundering Act at New Delhi in appeals against the Adjudicating Authority order dated 06/06/2013 in O C 441 of 2015 and release all properties in O C 441 of 2015 unconditionally.

No adjustments have been made in the financial statements, as the Management believes that the project of the company is being carried out in accordance with the provisions of the Concession Agreement executed between the company and Andhra Pradesh Industrial Infrastructure Corporation Limited (APIIC) after obtaining the requisite approvals and following the due process of law.

37 Contingent liabilities and commitments: (to the extent not provided for):

Particulars	(INR in Millions)	
	31st March 2022	31st March 2021
i. Disputed Service Tax & GST demands (including penalty) and net of amount paid under protest	393.78	393.78
ii. Other claims against the company not acknowledged as debts	34.61	34.61

38 Balances in respect of Creditors, receivables and various Advances are subject to confirmation from the respective parties. Previous figures have been regrouped / rearranged where ever necessary to confirm the current year classification.

39 During the year the company has recognised Rs. 360.06 Millions (Prev. Year Rs.1187.34 Millions additional revenue as approved in the 19th Governing Meeting of JN Pharma city towards escalation dues pertaining to Financial year 2013-14 to 2019-20) additional revenue duly approved in the 20th Governing body Meeting of JN Pharma city towards escalation dues on account of revised user tariff, pertaining to Financial year 2020-21 i.e, from October 1, 2020 to March 31, 2021. As this a satisfied performance obligation, the company has recognised revenue in this period.

40 Subsequent events: After the reporting date, dividend of INR 5.00 per equity share of INR 10 each is proposed by the Board of Directors, subject to approval at the annual general meeting. Such dividend has not been recognised as liability as on 31 March 2022.

The notes 1 to 40 are an integral part of these financial statements.

In terms of our report attached.

for A B V & Associates
Chartered Accountants
Firm Regn No: 004937S

CA A.S.Naidu
Partner
Membership No: 208582



For and on behalf of the Board
Visakha Pharmacy Limited

P.P. Lal Krishna
Managing Director
DIN: 03515181

A. Satyan Naidu
C.F.O

Divakar Marri
Director
DIN: 06865376

Kesava Datta Nanduri
Company Secretary



Place : Hyderabad
Date : 18-05-2022