

Independent Auditors' Report

To
The Members,
Hyderabad STPS' Limited

Report on the Audit of the financial statements

Opinion

We have audited the accompanying financial statements of Hyderabad STPS' Limited ("the Company"), which comprise the Balance Sheet as at 31st March, 2023, the Statement of Profit and Loss (Including other comprehensive income), the Statement of Changes in Equity, and the Statement Cash Flow for the period then ended, and a summary of the significant accounting policies and other explanatory information (hereinafter referred to as "Financial statements").

In our opinion and to the best of our information and according to the explanations given to us, the aforesaid financial statements give the information required by the Companies Act, 2013 ("the Act") in the manner so required and give a true and fair view in conformity with the Indian Accounting Standards prescribed under section 133 of the Act read with the Companies (Indian Accounting Standards) Rules, 2015, as amended, ("Ind AS") and other accounting principles generally accepted in India, of the state of affairs of the Company as at March 31, 2023, the profit and total comprehensive income, changes in equity and its cash flows for the year ended on that date.

Basis for Opinion

We conducted our audit in accordance with the Standards on Auditing (SAs) specified under section 143(10) of the Companies Act, 2013. Our responsibilities under those Standards are further described in the *Auditor's Responsibilities for the Audit of the Financial Statements* section of our report. We are independent of the Company in accordance with the Code of Ethics issued by the Institute of Chartered Accountants of India together with the ethical requirements that are relevant to our audit of the financial statements under the provisions of the Companies Act, 2013 and the Rules there under, and we have fulfilled our other ethical responsibilities in accordance with these requirements and the ICAI's Code of Ethics. We believe that the audit evidence we have obtained is sufficient and appropriate to provide a basis for our opinion.

Information Other than the Financial Statements and Auditor's Report Thereon

The Company's Board of Directors is responsible for the other information. The other information comprises the Management Discussion and Analysis and Board's Report including Annexures to Board's Report, but does not include the financial statements and our auditor's report thereon.

Our opinion on the standalone financial statements does not cover the other information and we do not express any form of assurance conclusion thereon.

In connection with our audit of the standalone financial statements, our responsibility is to read the other information and, in doing so, consider whether the other information is materially inconsistent with the standalone financial statements or our knowledge obtained during the course of our audit or otherwise appears to be materially misstated.

If, based on the work we have performed, we conclude that there is a material misstatement of this other information, we are required to report that fact. We have nothing to report in this regard.

Management's Responsibility for the Financial Statements

The Company's Board of Directors is responsible for the matters stated in Section 134(5) of the Companies Act, 2013 ("the Act") with respect to the preparation of these financial statements that give a true and fair view of the financial position, financial performance including other comprehensive income, cash flows and changes in Equity of the Company in accordance with the accounting principles generally accepted in India, including the Indian Accounting Standards specified under Section 133 of the Act, read with relevant rules issued there under. This responsibility also includes maintenance of adequate accounting records in accordance with the provisions of the Act for safeguarding the assets of the Company and for preventing and detecting frauds and other irregularities; selection and application of appropriate accounting policies; making judgments and estimates that are reasonable and prudent; and design, implementation and maintenance of adequate internal financial controls, that were operating effectively for ensuring the accuracy and completeness of the accounting records, relevant to the preparation and presentation of the financial statements that give a true and fair view and are free from material misstatement, whether due to fraud or error.

In preparing the financial statements, management is responsible for assessing the Company's ability to continue as a going concern, disclosing, as applicable, matters related to going concern and using the going concern basis of accounting unless management either intends to liquidate the Company or to cease operations, or has no realistic alternative but to do so.

Those Board of Directors are also responsible for overseeing the company's financial reporting process.

Auditor's Responsibilities for the Audit of the Financial Statements

Our objectives are to obtain reasonable assurance about whether the financial statements as a whole are free from material misstatement, whether due to fraud or error, and to issue an auditor's report that includes our opinion. Reasonable assurance is a high level of assurance, but is not a guarantee that an audit conducted in accordance with SAs will always detect a material misstatement when it exists. Misstatements can arise from fraud or error and are considered material if, individually or in the aggregate, they could reasonably be expected to influence the economic decisions of users taken on the basis of these financial statements.

As part of an audit in accordance with SAs, we exercise professional judgment and maintain professional skepticism throughout the audit. We also:

- Identify and assess the risks of material misstatement of the financial statements, whether due to fraud or error, design and perform audit procedures responsive to those risks, and obtain audit evidence that is sufficient and appropriate to provide a basis for our opinion. The risk of not detecting a material misstatement resulting from fraud is higher than for one resulting from error, as fraud may involve collusion, forgery, intentional omissions, misrepresentations, or the override of internal control.
- Obtain an understanding of internal financial controls relevant to the audit in order to design audit procedures that are appropriate in the circumstances. Under section 143(3)(i) of the Act, we are also responsible for expressing our opinion on whether the Company has adequate internal financial controls system in place and the operating effectiveness of such controls.
- Evaluate the appropriateness of accounting policies used and the reasonableness of accounting estimates and related disclosures made by management.
- Conclude on the appropriateness of management's use of the going concern basis of accounting and, based on the audit evidence obtained, whether a material uncertainty exists related to events or conditions that may cast significant doubt on the Company's ability to continue as a going concern. If we conclude that a material uncertainty exists, we are required to draw attention in our auditor's report to the related disclosures in the financial statements or, if such disclosures are inadequate, to modify our opinion. Our conclusions are based on the audit evidence obtained up to the date of our auditor's report. However, future events or conditions may cause the Company to cease to continue as a going concern.
- Evaluate the overall presentation, structure and content of the financial statements, including the disclosures, and whether the financial statements represent the underlying transactions and events in a manner that achieves fair presentation.

Materiality is the magnitude of misstatements in the financial statements that, individually or in aggregate, makes it probable that the economic decisions of a reasonably knowledgeable user of the financial statements may be influenced. We consider quantitative materiality and qualitative factors in (i) planning the scope of our audit work and in evaluating the results of our work; and (ii) to evaluate the effect of any identified misstatements in the financial statements.

We communicate with those charged with governance regarding, among other matters, the planned scope and timing of the audit and significant audit findings, including any significant deficiencies in internal control that we identify during our audit.

We also provide those charged with governance with a statement that we have complied with relevant ethical requirements regarding independence, and to communicate with them all relationships and other matters that may reasonably be thought to bear on our independence, and where applicable, related safeguards.


Report on Other Legal and Regulatory Requirements


1. As required by the Companies (Auditor's Report) Order, 2020 ("the Order"), issued by the Central Government of India in terms of section 143(11) of the Act, we give in the Annexure A a statement on the matters specified in paragraphs 3 and 4 of the Order.
2. As required by Section 143 (3) of the Act, we report that:
 - (a) We have sought and obtained all the information and explanations which to the best of our knowledge and belief were necessary for the purposes of our audit.
 - (b) In our opinion, proper books of account as required by law have been kept by the Company so far as it appears from our examination of those books.
 - (c) The Balance Sheet, the Statement of Profit and Loss including other comprehensive income, the statement of changes in Equity and the statement of Cash flows and dealt with by this Report are in agreement with the relevant books of account.
 - (d) In our opinion, the aforesaid financial statements comply with the Indian Accounting Standards specified under Section 133 of the Act, relevant rules issued there under.
 - (e) On the basis of the written representations received from the directors as on 31st March, 2023 taken on record by the Board of Directors, none of the directors is disqualified as on 31st March, 2023 from being appointed as a director in terms of Section 164 (2) of the Act.
 - (f) With respect to the adequacy of the internal financial controls over financial reporting of the Company and the operating effectiveness of such controls, refer to our separate report in "Annexure B"; and
 - (g) The company has not paid or provided any managerial remuneration during the year. Hence, with respect to the other matters to be included in the Auditor's Report in accordance with the requirements of section 197(16) of the Act is not applicable.

- (h) With respect to the other matters to be included in the Auditor's Report in accordance with Rule 11 of the Companies (Audit and Auditors) Rules, 2014, as amended in our opinion and to the best of our information and according to the explanations given to us:
- i. The Company does not have any pending litigations which would impact its financial position;
 - ii. The Company does not have any long-term contracts including derivative contracts for which there were any material foreseeable losses;
 - iii. There were no amounts which were required to be transferred to the Investor Education and Protection Fund by the Company.
 - iv. a) The management has represented that, to the best of its knowledge and belief, other than as disclosed in the Ind AS financial statements, no funds have been advanced or loaned or invested (either from borrowed funds or share premium or any other sources or kind of funds) by the company to or in any other person(s) or entity(ies), including foreign entities ("Intermediaries"), with the understanding, whether recorded in writing or otherwise, that the Intermediary shall, whether, directly or indirectly lend or invest in other persons or entities identified in any manner whatsoever by or on behalf of the company ("Ultimate Beneficiaries") or provide any guarantee, security or the like on behalf of the Ultimate Beneficiaries.

b) The management has represented that, to the best of its knowledge and belief, other than as disclosed in the Ind AS financial statements, no funds have been received by the company from any person(s) or entity(ies), including foreign entities ("Funding Parties"), with the understanding, whether recorded in writing or otherwise, that the company shall, whether, directly or indirectly, lend or invest in other persons or entities identified in any manner whatsoever by or on behalf of the Funding Party ("Ultimate Beneficiaries") or provide any guarantee, security or the like on behalf of the Ultimate Beneficiaries.

c) Based on such audit procedures that were considered reasonable and appropriate in the circumstances, nothing has come to our notice that has caused us to believe that the representations under sub-clause (a) and (b) contain any material misstatement.
 - v. No dividend has been declared or paid during the year by the Company; and
 - vi. Proviso to Rule 3(1) of the Companies (Accounts) Rules, 2014 for maintaining books of account using accounting software which has a feature of recording audit trail (edit log) facility is applicable to the Company with effect from April 1, 2023, and accordingly, reporting under Rule 11(g) of Companies (Audit and Auditors) Rules, 2014 is not applicable for the financial year ended March 31, 2023.

For A B V & Associates
Chartered Accountants
Firm Registration No. 0049378

(A.S.Naidu)
Partner
Membership No. 208582
UDIN: 23208582BGSLHM1081



Place: Hyderabad
Date: 23-05-2023

Annexure- A to the Independent Auditors' Report:


The Annexure referred to the Independent auditors' report to the members of the company on the financial statements for the year ended 31 March 2023, we report that:

- (i) (a) A) The Company has no Property, Plant and Equipment in the books of the Company and accordingly, the requirement to report on clause 3(i)(a)(A) of the order is not applicable to the Company.
B) The Company has no Intangible assets in the books of the Company and accordingly, the requirement to report on clause 3(i)(a)(B) of the order is not applicable to the Company.
- (b) The Company has no Property, Plant and Equipment and accordingly, the requirement to report on clause 3(i)(b) of the order is not applicable to the Company.
- (c) There is no immovable property (other than properties where the Company is the lessee and the lease agreements are duly executed in favour of the lessee), held by the Company and accordingly, the requirement to report on clause 3(i)(c) of the Order is not applicable to the Company.
- (d) The Company has no Property, Plant and Equipment (including Right of Use assets) or intangible assets during the year hence clause 3 (i)(d) of the Companies (Auditor's Report) Order, 2020 is not applicable.
- (e) According to the information and explanations given to us, no proceedings have been initiated or are pending against the company for holding any benami property under the Benami Transactions (Prohibition) Act, 1988 (45 of 1988) and rules made thereunder hence clause 3 (i)(e) of the Companies (Auditor's Report) Order, 2020 is not applicable.
- (ii) (a) The Company has no inventory accordingly, the requirement to report on clause 3(ii)(a) of the Order is not applicable to the Company.
(b) The Company has not been sanctioned working capital limits in excess of Rs. five crores in aggregate from banks or financial institutions during any point of time of the year on the basis of security of current assets. Accordingly, the requirement to report on clause 3(ii)(b) of the Order is not applicable to the Company.
- (iii) The company has not made / provided / granted any investments, guarantee / security, loans, or loans or advances in the nature of loans, secured or unsecured, to companies, firms, Limited Liability Partnerships or any other parties during the year by the company. Accordingly, the requirement to report on clause 3(iii)(a), (b), (c), (d), (e) and (f) of the Order are not applicable to the Company.
- (iv) The company has not granted/made/given any loans, investments, guarantees, and security under section 185 and 186 of the Companies Act, 2013 and accordingly, the requirement to report on clause 3(iv) of the Order is not applicable to the Company.
- (v) The Company has not accepted any deposits within the meaning of Sections 73 to 76 or any other relevant provisions of the Companies Act, 2013 and no order has been passed by Company Law Board or National Company Law Tribunal or Reserve Bank of India or any court or any tribunal. Accordingly, the requirement to report on clause 3(v) of the Order is not applicable to the Company.
- (vi) In our opinion and according to the information and explanations given to us, maintenance of cost records as specified by the Central Government under sub section (1) of section 148 of the Companies Act, 2013 is not applicable to the company.
- (vii) (a) According to the information and explanations given to us and the records of the Company examined by us the company has been generally regular in depositing the undisputed statutory dues including Goods and Services Tax, provident fund, employees' state insurance, income-tax, sales-tax, service tax, duty of customs, duty of excise, value added tax, cess and any other statutory dues to the appropriate authorities and no undisputed amounts payable were outstanding as at 31st March, 2023 for a period of more than six months from the date they became payable.


- (b) According to the information and explanations given to us and the records of the company examined by us, there are no dues of Goods and Services Tax, provident fund, employees' state insurance, income-tax, sales-tax, service tax, duty of customs, duty of excise, value added tax, cess and any other statutory dues as at 31st March, 2023 which have not been deposited on account of a dispute.
- (viii) The Company has not surrendered or disclosed any transaction, previously unrecorded in the books of account, in the tax assessments under the Income Tax Act, 1961 as income during the year. Accordingly, the requirement to report on clause 3(viii) of the Order is not applicable to the Company.
- (ix)
- (a) The Company does not have any loans or borrowings from any financial institution, banks, government or debenture holders during the year. Accordingly, clause 3 (ix) (a) of the Companies (Auditor's Report) Order, 2020 is not applicable
 - (b) In our opinion and according to the information and explanations given to us the company is not declared as wilful defaulter by any bank or financial institution or other lender.
 - (c) The Company has not raised any term loans during the year. Accordingly, paragraph 3 (ix) (c) of the Companies (Auditor's Report) Order, 2020 is not applicable.
 - (d) According to the information and explanations given to us, and the procedures performed by us, and on an overall examination of the financial statements of the company, we report that no funds raised on short-term basis have been used for long-term purposes by the company.
 - (e) The Company does not have any subsidiary, associate or joint venture. Accordingly, the requirement to report on clause 3(ix)(e) of the Order is not applicable to the Company.
 - (f) The Company does not have any subsidiary, associate or joint venture. Accordingly, the requirement to report on Clause 3(ix)(f) of the Order is not applicable to the Company.
- (x)
- (a) The Company has not raised any amount by way of initial public offer or further public offer (including debt instruments) during the year. Accordingly, Clause 3 (x)(a) of the Companies (Auditor's Report) Order, 2020 is not applicable.
 - (b) According to the information and explanations given to us and based on our examination of the records of the Company, during the year the Company has not made any preferential allotment or private placement of shares or convertible debentures (fully, partially or optionally convertible) under section 42 and section 62 of the Companies Act, 2013. Accordingly, Clause 3(x) (b) of the Companies (Auditor's Report) Order, 2020 is not applicable.
- (xi)
- (a) According to the information and explanations given to us, no fraud by the company or no fraud on the company has been noticed or reported during the year.
 - (b) During the year, no report under sub-section (12) of section 143 of the Companies Act, 2013 has been filed by [cost auditor/ secretarial auditor or by us] in Form ADT - 4 as prescribed under Rule 13 of Companies (Audit and Auditors) Rules, 2014 with the Central Government.
 - (c) As represented to us by the management, there are no whistle blower complaints received by the company during the year.
- (xii) The Company is not a nidhi company. Accordingly, clause 3(xii) of the Companies (Auditor's Report) Order, 2020 is not applicable.
- (xiii) According to the information and explanations given to us and based on our examination of the records of the Company, transactions with the related parties are in compliance with sections 177 and 188 of the Act where applicable and details of such transactions have been disclosed in the financial statements as required by the applicable accounting standards.

- (xiv) (a) In our opinion and based on our examination, the company does not have an internal audit system and is not required to have an internal audit system as per provisions of the Companies Act 2013.
- (b) The company did not have an internal audit system for the period under audit.
- (xv) According to the information and explanations given to us and based on our examination of the records of the Company, the Company has not entered into non-cash transactions with directors or persons connected with him. Accordingly, clause 3(xv) of the Companies (Auditor's Report) Order, 2020 is not applicable.
- (xvi) (a) The Company is not required to be registered under section 45-IA of the Reserve Bank of India Act, 1934.
- (b) The company has not conducted any Non-Banking Financial or Housing Finance activities without a valid Certificate of Registration (CoR) from the Reserve Bank of India as per the Reserve Bank of India Act, 1934. Accordingly, paragraph 3(xvi)(b) of the Companies (Auditor's Report) Order, 2020 is not applicable.
- (c) The company is not a Core Investment Company (CIC) as defined in the regulations made by the Reserve Bank of India. Accordingly, paragraph 3(xvi)(c) of the Companies (Auditor's Report) Order, 2020 is not applicable.
- (d) According to the information and explanations given to us, there are no CICs in the Group. Accordingly, clause 3(xvi)(d) of the Companies (Auditor's Report) Order, 2020 is not applicable.
- (xvii) The company has incurred cash losses only during the immediately preceding financial year of Rs.0.02 Millions but has not incurred any cash losses during the current financial year.
- (xviii) There has been no resignation of the statutory auditors during the year and accordingly this clause is not applicable.
- (xix) According to the information and explanations given to us and on the basis of the financial ratios, ageing and expected dates of realization of financial assets and payment of financial liabilities, other information accompanying the financial statements, our knowledge of the Board of Directors and management plans and based on our examination of the evidence supporting the assumptions, nothing has come to our attention, which causes us to believe that any material uncertainty exists as on the date of the audit report that company is not capable of meeting its liabilities existing at the date of balance sheet as and when they fall due within a period of one year from the balance sheet date. We, however, state that this is not an assurance as to the future viability of the company. We further state that our reporting is based on the facts up to the date of the audit report and we neither give any guarantee nor any assurance that all liabilities falling due within a period of one year from the balance sheet date, will get discharged by the company as and when they fall due.
- (xx) The provisions of section 135 are not applicable to the company based on the threshold limits prescribed under section 135 of the said Act and hence the requirement to report on clause 3(xx)(a) and (b) of the Order is not applicable to the Company.

for A B V & Associates
Chartered Accountants
Firm Registration No. 0049375


(A.S.Naidu)
Partner

Membership No.208582
UDIN: 23208582BGSLHM1081



Annexure - B to the Independent Auditors' Report

Report on the Internal Financial Controls under Clause (i) of Sub-section 3 of Section 143 of the Companies Act, 2013 ("the Act")

We have audited the internal financial controls over financial reporting of Hyderabad STPS Limited ("the Company") as of 31st March 2023 in conjunction with our audit of the financial statements of the Company for the period ended on that date.

Management's Responsibility for Internal Financial Controls

The Company's management is responsible for establishing and maintaining internal financial controls based on the internal control over financial reporting criteria established by the Company considering the essential components of internal control stated in the Guidance Note on Audit of Internal Financial Controls over Financial Reporting issued by the Institute of Chartered Accountants of India ('ICAI'). These responsibilities include the design, implementation and maintenance of adequate internal financial controls that were operating effectively for ensuring the orderly and efficient conduct of its business, including adherence to company's policies, the safeguarding of its assets, the prevention and detection of frauds and errors, the accuracy and completeness of the accounting records, and the timely preparation of reliable financial information, as required under the Companies Act, 2013.

Auditors' Responsibility

Our responsibility is to express an opinion on the Company's internal financial controls over financial reporting based on our audit. We conducted our audit in accordance with the Guidance Note on Audit of Internal Financial Controls over Financial Reporting (the "Guidance Note") and the Standards on Auditing, issued by ICAI and deemed to be prescribed under section 143(10) of the Companies Act, 2013, to the extent applicable to an audit of internal financial controls, both applicable to an audit of Internal Financial Controls and, both issued by the Institute of Chartered Accountants of India. Those Standards and the Guidance Note require that we comply with ethical requirements and plan and perform the audit to obtain reasonable assurance about whether adequate internal financial controls over financial reporting was established and maintained and if such controls operated effectively in all material respects.

Our audit involves performing procedures to obtain audit evidence about the adequacy of the internal financial controls system over financial reporting and their operating effectiveness. Our audit of internal financial controls over financial reporting included obtaining an understanding of internal financial controls over financial reporting, assessing the risk that a material weakness exists, and testing and evaluating the design and operating effectiveness of internal control based on the assessed risk. The procedures selected depend on the auditor's judgment, including the assessment of the risks of material misstatement of the financial statements, whether due to fraud or error.

We believe that the audit evidence we have obtained is sufficient and appropriate to provide a basis for our audit opinion on the Company's internal financial controls system over financial reporting.

Meaning of Internal Financial Controls over Financial Reporting

A company's internal financial control over financial reporting is a process designed to provide reasonable assurance regarding the reliability of financial reporting and the preparation of financial statements for external purposes in accordance with generally accepted accounting principles. A company's internal financial control over financial reporting includes those policies and procedures that (1) pertain to the maintenance of records that, in reasonable detail, accurately and fairly reflect the transactions and dispositions of the assets of the company; (2) provide reasonable assurance that transactions are recorded as necessary to permit preparation of financial statements in accordance with generally accepted accounting principles, and that receipts and expenditures of the company are being made only in accordance with authorisations of management and directors of the company; and (3) provide reasonable assurance regarding prevention or timely detection of unauthorised acquisition, use, or disposition of the company's assets that could have a material effect on the financial statements.


Inherent Limitations of Internal Financial Controls Over Financial Reporting

Because of the inherent limitations of internal financial controls over financial reporting, including the possibility of collusion or improper management override of controls, material misstatements due to error or fraud may occur and not be detected. Also, projections of any evaluation of the internal financial controls over financial reporting to future periods are subject to the risk that the internal financial control over financial reporting may become inadequate because of changes in conditions, or that the degree of compliance with the policies or procedures may deteriorate.

Opinion

In our opinion, the Company has, in all material respects, an adequate internal financial controls system over financial reporting and such internal financial controls over financial reporting were operating effectively as at 31st March 2023, based on the internal control over financial reporting criteria established by the Company considering the essential components of internal control stated in the Guidance Note on Audit of Internal Financial Controls Over Financial Reporting issued by the Institute of Chartered Accountants of India.

For A B V & Associates
Chartered Accountants
Firm Registration No. 0049879



(A.S.Naidu)
Partner

Membership No.208582
UDIN: 23208582BGSLHM1081



Place: Hyderabad
Date: 23-05-2023

(INR in Millions)

	Notes	As at 31 March 2023	As at 31 March 2022
Assets			
Non-current assets			
Property, plant and equipment		-	-
Financial assets			
i) Loans		-	-
ii) Other financial assets	2	1,687.85	343.50
Other non-current assets	3	13.86	-
Total non-current assets		1,701.71	343.50
Current assets			
Financial assets			
i) Cash and cash equivalents	4A	1.40	0.50
ii) Bank balances other than above	4B	-	-
iii) Other financial assets	5	470.05	-
Current tax assets (net)	6	24.54	-
Other current assets	7	2.49	0.00
Total current assets		498.48	0.50
Total assets		2,200.19	344.00
Equity and liabilities			
Equity			
Equity share capital	8	0.50	0.50
Other equity	9	106.58	(0.02)
Total equity		107.08	0.48
Liabilities			
Non-current liabilities			
Financial liabilities			
i) Borrowings	10	28.05	-
ii) Other financial liabilities	11	105.79	-
Provisions		-	-
Deferred tax liabilities (net)	12	35.85	-
Total non-current liabilities		169.69	-
Current liabilities			
Financial liabilities			
Trade and other payables			
i) Total outstanding dues to micro and small enterprises		-	-
ii) Outstanding dues to creditors other than micro and small enterprises	13	1,893.09	336.65
Other current liabilities	14	30.33	6.87
Total current liabilities		1,923.42	343.52
Total liabilities		2,093.11	343.52
Total Equity & Liabilities		2,200.19	344.00

Summary of significant accounting policies

1.2

The accompanying notes referred to above form an integral part of the financial statements
As per our report attached of even date.

For A B V & Associates

Chartered Accountants

Firm Registration No. 004937

A.S.Naidu

Partner

Membership Number : 208582

UDIN: 23208582BGSLHM1081



For and on behalf of the Board of Directors of
Hyderabad STPS' Limited

Divakar Marri

Director

DIN:06865376

P Ravi-Prasad

Director

DIN:07872103



Place : Hyderabad

Date : 23rd May 2023



Hyderabad STPS' Limited
CIN:U45209TG2022PLC158919
Statement of Profit and Loss for the Year ended 31 March 2023

(INR in Millions)

	Notes	Year Ended 31 March 2023	Year Ended 31 March 2022
Income			
Revenue from contracts with customers	15	2,445.15	343.50
Other income		-	-
Total income (I)		2,445.15	343.50
Expenses			
Cost of construction	16	2,298.48	343.50
Employee benefits expense		-	-
Finance costs	17	1.35	-
Depreciation expense		-	-
Other expenses	18	2.87	0.02
Total expenses (II)		2,302.70	343.52
Profit/(Loss) before tax (III=I-II)		142.45	(0.02)
Tax Expense			
Current Tax		-	-
Deferred Tax expense/(income)	12	35.85	-
Total Tax Expense (IV)		35.85	-
Profit/(loss) for the period (V=III-IV)		106.60	(0.02)
Other comprehensive income			
<i>Items that will not be reclassified to profit or loss</i>			
Re-measurement (losses)/gains on defined benefit plans		-	-
Income Tax effect		-	-
Other comprehensive income/(expenses) for the period (net of taxes)(VI)		-	-
Total comprehensive income for the period (net of taxes)(VII=V+VI)		106.60	(0.02)
Earnings per share (Face value of Rs.10/- each)			
Basic & Diluted earnings per share Rs.	20	2,131.92	(0.41)

The accompanying notes referred to above form an integral part of the financial statements
As per our report attached of even date.

For A B V & Associates

Chartered Accountants
Firm Registration No. 0049378


A.S.Naidu
Partner
Membership Number : 208582
UDIN: 23208582BGSLHM1081

For and on behalf of the Board of Directors of
Hyderabad STPS' Limited


Divakar Marri
Director
DIN:06865376


P Ravi Prasad
Director
DIN:07872103



Place : Hyderabad
Date : 23rd May 2023



(INR in Millions)

	Year Ended 31 March 2023	Year Ended 31 March 2022
Cash flows from operating activities		
Profit/(Loss) before tax	142.45	(0.02)
Adjustments to reconcile profit before tax to net cash flows	-	-
Adjustments to:		
Depreciation and amortisation expense	-	-
Interest expense	0.96	-
Interest income	-	-
Operating profit before changes in Assets & Liabilities	143.41	(0.02)
Working capital adjustments:		
(Increase)/decrease in other financial assets	(1,814.40)	(343.50)
(Increase) / Decrease in other current assets	(16.35)	-
Increase / (decrease) in other financial liabilities	105.70	-
(Decrease) / increase in Trade payables	1,556.44	336.65
Increase / (decrease) in other current liabilities	23.46	6.87
Cash generated from operating activities	(1.74)	(0.00)
Income tax (paid)/refund (net)	(24.54)	-
Net cash from operating activities (A)	(26.28)	(0.00)
Cash flows from investing activities		
Purchase of property, plant and equipment	-	-
Interest received	-	-
Net cash from investing activities (B)	-	-
Cash flows from financing activities		
Proceeds from long term borrowings	27.18	-
Interest paid	-	-
Proceeds from issue of Equity shares	-	0.50
Net cash flow used in financing activities (C)	27.18	0.50
Net decrease in cash and cash equivalents (A+B+C)	0.90	0.50
Cash and cash equivalents at the beginning of the year	0.50	-
Cash and cash equivalents at the end of the year	1.40	0.50

a) The above Cash Flow Statement has been prepared under the "Indirect Method" as set out in the Indian Accounting Standard (Ind AS-7) - Statement of Cash Flow.

b) Cash & cash equivalent comprises of

Cash on hand
 Balances with Banks
 - Current accounts
 - Cheques, drafts on hand
Cash and cash equivalents as per balance sheet

	31 March 2023	31 March 2022
Cash on hand	-	-
Balances with Banks		
- Current accounts	1.40	-
- Cheques, drafts on hand	-	0.50
Cash and cash equivalents as per balance sheet	1.40	0.50

Summary of significant accounting policies

1.2

The accompanying notes referred to above form an integral part of the financial statements
 As per our report attached of even date.

For A B V & Associates

Chartered Accountants
 Firm Registration No. 004937S

A.S.Naidu

Partner

Membership Number : 208582

UDIN: 23208582BGSLHM1081

Place : Hyderabad

Date : 23rd May 2023

For and on behalf of the Board of Directors of
 Hyderabad STPS' Limited

Divakar Marri


Director

DIN:06865376

P Ravi Prasad

Director

DIN:07872103



I Corporate information

The Company is a limited company domiciled in India and is incorporated under the provisions of the Companies Act applicable in India. The registered office of the company is located at 15th Floor, Ramky Grandisoe, Survey No 136/2&4, Gachibowli, Hyderabad, Telangana- 500032. The Company is principally engaged in the business of Development, construction, operation and management of 6 STPs of 480.50 MLD capacity (Decentralized) along South of Musi under Sewerage Improvement Project of Sewerage Master Plan of Hyderabad Urban Agglomeration and allied works including O&M etc.

The financial statements were authorised for issue in accordance with a resolution of the directors on 23rd May 2023.

IA Significant accounting policies

1.1 Basis of preparation

The financial statements of the company have been prepared in accordance with Indian Accounting Standards (Ind AS) notified under the Companies (Indian Accounting Standards) Rules, 2015 (as amended from time to time).

The financial statements have been prepared on a historical cost basis, except for certain financial assets and liabilities measured at fair value (refer accounting policy regarding financial instruments). The financial statements are presented in INR and all values are rounded to the nearest Millions (INR 10,00,000), except when otherwise indicated.

1.2 Summary of significant accounting policies

a. Current versus non-current classification

The Company presents assets and liabilities in the balance sheet based on current/ non-current classification. An asset is treated as current when it is:

- Expected to be realised or intended to be sold or consumed in normal operating cycle
- Held primarily for the purpose of trading
- Expected to be realised within twelve months after the reporting period, or
- Cash or cash equivalent unless restricted from being exchanged or used to settle a liability for at least twelve months after the reporting period

All other assets are classified as non-current.

A liability is current when:

- It is expected to be settled in normal operating cycle
- It is held primarily for the purpose of trading
- It is due to be settled within twelve months after the reporting period, or
- There is no unconditional right to defer the settlement of the liability for at least twelve months after the reporting period

The company classifies all other liabilities as non-current.

Deferred tax assets and liabilities are classified as non-current assets and liabilities.

The operating cycle is the time between the acquisition of assets for processing and their realisation in cash and cash equivalents. The Company has identified twelve months as its operating cycle.

b. Fair value measurement

Fair value is the price that would be received to sell an asset or paid to transfer a liability in an orderly transaction between market participants at the measurement date. The fair value measurement is based on the presumption that the transaction to sell the asset or transfer the liability takes place either:

- In the principal market for the asset or liability, or
- In the absence of a principal market, in the most advantageous market for the asset or liability

The principal or the most advantageous market must be accessible by the Company.

The fair value of an asset or a liability is measured using the assumptions that market participants would use when pricing the asset or liability, assuming that market participants act in their economic best interest.

A fair value measurement of a non-financial asset takes into account a market participant's ability to generate economic benefits by using the asset in its highest and best use or by selling it to another market participant that would use the asset in its highest and best use.

The Company uses valuation techniques that are appropriate in the circumstances and for which sufficient data are available to measure fair value, maximising the use of relevant observable inputs and minimising the use of unobservable inputs.

All assets and liabilities for which fair value is measured or disclosed in the financial statements are categorised within the fair value hierarchy, described as follows, based on the lowest level input that is significant to the fair value measurement as a whole:

- Level 1 — Quoted (unadjusted) market prices in active markets for identical assets or liabilities
- Level 2 — Valuation techniques for which the lowest level input that is significant to the fair value measurement is directly or indirectly observable
- Level 3 — Valuation techniques for which the lowest level input that is significant to the fair value measurement is unobservable.

For assets and liabilities that are recognised in the financial statements on a recurring basis, the Company determines whether transfers have occurred between levels in the hierarchy by re-assessing categorisation (based on the lowest level input that is significant to the fair value measurement as a whole) at the end of each reporting period.

At each reporting date, the Management analyses the movements in the values of assets and liabilities which are required to be re-measured or re-assessed as per the Company's accounting policies. For this analysis, the management verifies the major inputs applied in the latest valuation by agreeing the information in the valuation computation to contracts and other relevant documents.

The Management also compares the change in the fair value of each asset and liability with relevant external sources to determine whether the change is reasonable.

On an interim basis, the management present the valuation results to the Audit Committee and the Company's independent auditors. This includes a discussion of the major assumptions used in the valuations.

For the purpose of fair value disclosures, the Company has determined classes of assets and liabilities on the basis of the nature, characteristics and risks of the asset or liability and the level of the fair value hierarchy as explained above.

This note summarises accounting policy for fair value. Other fair value related disclosures are given in the relevant notes.

- Fair values
- Significant accounting judgement, estimates and assumptions

c Revenue from contract with customer

Basis of accounting of service concession arrangement

The Company has determined that Appendix D to IND AS 115 on "Service Concession Arrangements (SCA)" is applicable to the concession agreement and hence has applied it in accounting for the same.

Under Appendix D to Ind AS 115, concession arrangements are accounted for based on the nature of the consideration. The intangible asset model is used to the extent that the Company receives a right to charge users of the public service. The financial asset model is used when the Company has an unconditional contractual right to receive cash or another financial asset from or at the direction of the grantor for the construction services.

The Company has determined that both intangible asset model and financial asset model are applicable to the agreement as the Company is entitled to receive grant (financial asset) which falls due based on the construction activity completed by the Company, which is certified by an independent engineer appointed as per the terms of the contract and is also entitled to tipping fee towards waste disposed (intangible asset).

Any asset carried under concession agreement is derecognised on disposal or when no future economic benefits are expected from its future use or disposal or when the contractual rights to the financial asset expire.

i. Recognition and measurement

Under the SCA, where the Company has received the right to charge tipping fee towards waste disposed, such rights are recognised and classified as "Intangible Assets". Such right is not an unconditional right to receive consideration because the amounts are contingent to the extent that the project receives waste and thus are recognised and classified as intangible assets. Such an intangible asset is recognised by the Company at cost (which is the fair value of the consideration received or receivable for the construction services delivered) and is capitalized when each component of the project is complete in all respects.

ii. Revenue recognition

Revenue for concession arrangements under intangible asset model is recognized as and when the related services are performed i.e. when the waste is collected, transported and processed at the processing facility.

ii. Revenue from construction contracts

The Company recognizes and measures revenue, costs and margin for providing construction services during the period of construction of the infrastructure in accordance with Ind AS 115 'Revenue from Contracts with Customers'.

When the outcome of a construction contract can be estimated reliably and it is probable that it will be profitable, contract revenue and contract costs associated with the construction contract are recognised as revenue and expenses respectively by reference to the percentage of completion of the contract activity at the reporting date. The percentage of completion of a contract is determined considering the proportion that contract costs incurred for work performed up to the reporting date bear to the estimated total contract costs.

For the purposes of recognising revenue, contract revenue comprises the initial amount of revenue agreed in the contract, the variations in contract work, claims and incentive payments to the extent that it is probable that they will result in revenue and they are capable of being reliably measured.

Costs incurred for rendering the construction services, exchanged for the intangible asset and financial asset, include all costs that are directly related to the construction of the project and include all overheads other than those relating to general administration of the Company.

The percentage of completion method is applied on a cumulative basis in each accounting period to the current estimates of contract revenue and contract costs. The effect of a change in the estimate of contract revenue or contract costs, or the effect of a change in the estimate of the outcome of a contract, is accounted for as a change in accounting estimate and the effect of which are recognised in the Statement of Profit and Loss in the period in which the change is made and in subsequent periods.

When the outcome of a construction contract cannot be estimated reliably, revenue is recognised only to the extent of contract costs

incurred of which recovery is probable and the related contract costs are recognised as an expense in the period in which they are incurred.

When it is probable that total contract costs will exceed total contract revenue, the expected loss is recognised as an expense in the Statement of Profit and Loss in the period in which such probability occurs.

iii. Borrowing costs

Project specific borrowing costs are capitalized to the extent that they relate to the intangible asset until the capitalization of intangible asset. All other borrowing costs are expensed in the period in which they occur. Borrowing costs consist of interest and other costs that an entity incurs in connection with the borrowing of funds. Where funds are temporarily invested pending their expenditures on the intangible asset, any investment income earned, to the extent that it relates to the intangible asset are reduced from the borrowing cost capitalized.

iv. Amortisation of Intangible asset under SCA

The intangible rights which are recognised in the form of right to collect tipping fee are amortized on a straight line basis from the date of capitalization over the concession period.

v. Contractual obligation to restore the infrastructure to a specified level of serviceability

The Company has contractual obligation to maintain the infrastructure to a specified level of serviceability during the concession period and at the time of handover to the grantor of the SCA. Such obligations are measured at the best estimate of the expenditure that would be required to settle the obligation at the balance sheet date. The timing and amount of such cost are estimated and recognised on a discounted basis by capitalizing the costs to intangible assets at the inception.

Revenue from contract with customer

Revenue is recognised to the extent that it is probable that the economic benefits will flow to the Company and the revenue can be reliably measured, regardless of when the payment is being made. Revenue is measured at the fair value of the consideration received or receivable, taking into account contractually defined terms of payment and excluding taxes or duties collected on behalf of the government.

Contract balances

Contract assets

A contract asset is the right to consideration in exchange for goods or services transferred to the customer. If the Company performs by transferring goods or services to a customer before the customer pays consideration or before payment is due, a contract asset is recognised for the earned consideration that is conditional.

Trade receivables

A receivable represents the Company's right to an amount of consideration that is unconditional (i.e., only the passage of time is required before payment of the consideration is due).

Contract liabilities

A contract liability is the obligation to transfer goods or services to a customer for which the Company has received consideration (or an amount of consideration is due) from the customer. If a customer pays consideration before the Company transfers goods or services to the customer, a contract liability is recognised when the payment is made or the payment is due (whichever is earlier). Contract liabilities are recognised as revenue when the Company performs under the contract.

Interest income

For all debt instruments measured either at amortised cost or at fair value through other comprehensive income, interest income is recorded using the effective interest rate (EIR). EIR is the rate that exactly discounts the estimated future cash payments or receipts over the expected life of the financial instrument or a shorter period, where appropriate, to the gross carrying amount of the financial asset or to the amortised cost of a financial liability. When calculating the effective interest rate, the Company estimates the expected cash flows by considering all the contractual terms of the financial instrument (for example, prepayment, extension, call and similar options) but does not consider the expected credit losses. Interest income is included in other income in the statement of profit and loss.

d. Taxes

Current income tax

Current income tax assets and liabilities are measured at the amount expected to be recovered from or paid to the taxation authorities. The tax rates and tax laws used to compute the amount are those that are enacted or substantively enacted, at the reporting date in the countries where the Company operates and generates taxable income.

Current income tax relating to items recognised outside profit or loss is recognised outside profit or loss (either in other comprehensive income or in equity). Current tax items are recognised in correlation to the underlying transaction either in OCI or directly in equity. Management periodically evaluates positions taken in the tax returns with respect to situations in which applicable tax regulations are subject to interpretation and establishes provisions where appropriate.

Deferred tax

Deferred tax is provided using the liability method on temporary differences between the tax bases of assets, liabilities and their carrying amounts for financial reporting purposes at the reporting date.

Deferred tax liabilities are recognised for all taxable temporary differences.

Deferred tax assets are recognised for all deductible temporary differences, the carry forward of unused tax credits and any unused tax losses. Deferred tax assets are recognised to the extent that it is probable that taxable profit will be available against which the deductible temporary differences, and the carry forward of unused tax credits and unused tax losses can be utilised, except:

The carrying amount of deferred tax assets is reviewed at each reporting date and reduced to the extent that it is no longer probable that sufficient taxable profit will be available to allow all or part of the deferred tax asset to be utilised. Unrecognised deferred tax assets are reassessed at each reporting date and are recognised to the extent that it has become probable that future taxable profits will allow the deferred tax asset to be recovered.

Deferred tax assets and liabilities are measured at the tax rates that are expected to apply in the year when the asset is realised or the liability is settled, based on tax rates (and tax laws) that have been enacted or substantively enacted at the reporting date.

Deferred tax relating to items recognised outside profit or loss is recognised outside profit or loss (either in other comprehensive income or in equity). Deferred tax items are recognised in correlation to the underlying transaction either in OCI or directly in equity.

Deferred tax assets and deferred tax liabilities are offset if a legally enforceable right exists to set off current tax assets against current tax liabilities and the deferred taxes relate to the same taxable entity and the same taxation authority.

e. Cash and cash equivalents

Cash and cash equivalent in the balance sheet comprise cash at banks and on hand and short-term deposits with an original maturity of three months or less, which are subject to an insignificant risk of changes in value.

For the purpose of the statement of cash flows, cash and cash equivalents consist of cash and short-term deposits, as defined above, net of outstanding bank overdrafts as they are considered an integral part of the Company's cash management.

f. Earnings per share

Basic earnings per share is calculated by dividing the net profit or loss attributable to equity holder by the weighted average number of equity shares outstanding during the year.

For the purpose of calculating diluted earnings per share, the net profit or loss for the period attributable to equity shareholders and the weighted average number of shares outstanding during the year are adjusted for the effects of all dilutive potential equity shares.

g. Borrowing costs

Borrowing costs directly attributable to the acquisition, construction or production of an asset that necessarily takes a substantial period of time to get ready for its intended use or sale are capitalised as part of the cost of the asset. All other borrowing costs are expensed in the period in which they occur. Borrowing costs consist of interest and other costs that an entity incurs in connection with the borrowing of funds. Borrowing cost also includes exchange differences to the extent regarded as an adjustment to the borrowing costs.

h. Provisions

General

Provisions are recognised when the Company has a present obligation (legal or constructive) as a result of a past event, it is probable that an outflow of resources embodying economic benefits will be required to settle the obligation and a reliable estimate can be made of the amount of the obligation. When the Company expects some or all of a provision to be reimbursed, for example, under an insurance contract, the reimbursement is recognised as a separate asset, but only when the reimbursement is virtually certain. The expense relating to a provision is presented in the statement of profit and loss net of any reimbursement.

If the effect of the time value of money is material, provisions are discounted using a current pre-tax rate that reflects, when appropriate, the risks specific to the liability. When discounting is used, the increase in the provision due to the passage of time is recognised as a finance cost.

Hyderabad STPS' Limited
CIN:U45209TG2022PLC158919
Statement of Changes in Equity for the Year ended 31 March 2023

a. Equity share capital

(Rs in Millions)

	Number of Shares (in Millions)	Amount
As at 20 January 2022	-	-
Issued during the year	0.05	0.50
Balance as at 31 March 2022	0.05	0.50
Changes in equity share capital due to prior period errors	-	-
Restated balance as at 01 April 2022	0.05	0.50
Issued during the year	-	-
Balance as at the 31 Mar 2023	0.05	0.50

b. Other equity

(Rs in Millions)

	Reserves and surplus	
	Retained earnings	Total
Balance at 1 April 2021	-	-
Total comprehensive income for the year ended 31 March 2022		
Profit or loss	(0.02)	(0.02)
Others	-	-
Total comprehensive income	(0.02)	(0.02)
Transactions with owners, recorded directly in equity	-	-
Balance at 31 Mar 2022	(0.02)	(0.02)
Changes in accounting policy or prior period errors	-	-
Restated balance as at 01 April 2022	(0.02)	(0.02)
Total comprehensive income for the year ended 31 March 2023		
Profit or loss	106.60	106.60
Other comprehensive income	-	-
Total comprehensive income	106.60	106.60
Transactions with owners, recorded directly in equity	-	-
Balance as at the 31 Mar 2023	106.58	106.58

The accompanying notes referred to above form an integral part of the financial statements
As per our report attached of even date.

For A B V & Associates

Chartered Accountants

Firm Registration No. 0049375

A.S.Naidu

Partner

Membership Number : 208582

UDIN: 23208582BGS LHM1081



For and on behalf of the Board of Directors of
Hyderabad STPS' Limited

Divakar Marri
Director
DIN:06865376

P Ravi Prasad
Director
DIN:07872103



Place : Hyderabad
Date : 23rd May 2023

2. Other non-current financial assets

(Rs in Millions)

	As at 31 March 2023	As at 31 March 2022
Unsecured, considered good		
Receivable from grantor	1,596.08	343.50
Security deposits	91.77	-
	1,687.85	343.50

3. Other non-current assets

(Rs in Millions)

	As at 31 March 2023	As at 31 March 2022
Gst Receivable	13.86	-
	13.86	-

4. Cash and cash equivalents

(Rs in Millions)

	As at 31 March 2023	As at 31 March 2022
A. Cash and cash equivalents		
Cash on hand	-	-
Balances with banks:		
- in current accounts	1.40	-
- Cheques, drafts on hand	-	0.50
	1.40	0.50
B. Bank balances other than above		
- deposits with maturity more than 3 months but less than 12 months*	-	-
	-	-
	1.40	0.50

5. Other current financial assets

(Rs in Millions)

	As at 31 March 2023	As at 31 March 2022
Receivable from grantor	470.05	-
	470.05	-

6. Current tax asset (net)

(Rs in Millions)

	As at 31 March 2023	As at 31 March 2022
Advance income tax (net of provision for income tax)	24.54	-
	24.54	-

7. Other current assets

(Rs in Millions)

	As at 31 March 2023	As at 31 March 2022
Prepaid expenses	2.49	-
	2.49	0.00

8. Equity Share capital

	As at 31st March, 2023		As at 31st March, 2022	
	Number of shares in Millions	Rupees (in Millions)	Number of shares in Millions	Rupees (in Millions)
(i) Authorised share capital				
Equity Share Capital				
As at 31 March 2022	0.05	0.50	0.05	0.50
Increase/(Decrease) during the year	-	-	-	-
As at 31 March 2023	0.05	0.50	0.05	0.50
(ii) Issued, subscribed and paid-up share capital				
Equity shares of Rs. 10 each issued, subscribed and fully paid				
As at 31 March 2022	0.05	0.50	0.05	0.50
Increase/(Decrease) during the year	-	-	0	-
As at 31 March 2023	0.05	0.50	0.05	0.50

A. Rights, preferences and restrictions attached to equity shares

a. The Company has only one class of equity shares having par value of Rs. 10/- each. Each equity share holder is entitled to one vote per equity share held. The company declares and pays dividend in Indian rupees. The interim dividend proposed by the board of directors is subject to the approval of the shareholders in the ensuing Annual General Meeting.

b. In the event of liquidation of the company, the holders of equity shares will be entitled to receive remaining assets of the company, after distribution of all preferential amounts. The distribution will be in proportion to the number of equity shares held by the shareholders.

B. Shareholders holding more than 5% of equity share capital

	31 March 2023		31 March 2022	
	Number of shares (in Millions)	% of Holding	Number of shares (in Millions)	% of Holding
Equity shares of Rs.10 each fully paid up Ramky Infrastructure Limited	0.05	100%	0.05	100%

C. Details of shareholding by Holding Company

	31 March 2023		31 March 2022	
	Number of shares (in Millions)	Amount	Number of shares (in Millions)	Amount
Ramky Infrastructure Limited - Equity shares	0.05	0.50	0.05	0.50

D. Shares held by the promoter

As at 31st Mar 2023

Promoter Name	Class of Equity Shares	No. of shares at the beginning of the year	Change during the year	No. of shares at the end of the year	% of Total Shares	% change during the year
Ramky Infrastructure Limited	Equity shares of Rs.10 each	50,000	-	50,000	100%	-

As at 31st Mar 2022

Promoter Name	Class of Equity Shares	No. of shares at the beginning of the year	Change during the year	No. of shares at the end of the year	% of Total Shares	% change during the year
Ramky Infrastructure Limited	Equity shares of Rs.10 each	-	50,000	50,000	100%	Not Applicable

9. Other equity

	As at 31 March 2023	As at 31 March 2022
Retained earnings		
Opening balance	(0.02)	-
Add: (Loss)/ Profit for the year	106.60	(0.02)
Closing balance	106.58	(0.02)
Total Other Equity	106.58	(0.02)

10. Non-current borrowings

(Rs in Millions)

	As at 31 March 2023	As at 31 March 2022
Unsecured		
Inter corporate deposits from holding company*	28.05	-
	28.05	-

*Inter corporate deposit from related parties carries a interest rate of 8% p.a and repayable with in 24 months.

11. Other non-current financial liabilities

(Rs in Millions)

	As at 31 March 2023	As at 31 March 2022
Security deposits	105.79	-
	105.79	-

12. Deferred tax Liability (net)

(Rs in Millions)

	As at 31 March 2023	As at 31 March 2022
Deferred tax Liability (net)	35.85	-
	35.85	-

A. Components of Deferred tax liabilities

	As at 31 March 2023	As at 31 March 2022
Carry forward losses	(1.06)	-
Liabilities on account of SCA	36.91	-
	35.85	-

B. Reconciliation of effective tax rate

Particulars	As at March 31,2023	
	Percentage (%)	(Rs in Millions)
Profit before tax		142.45
Tax using the Company's domestic tax rate	25.17%	35.85
Effect of:		
Non deductible expenses	0.00%	-
Effective tax rate	25.17%	35.85

B. Reconciliation of effective tax rate

Particulars	As at March 31,2022	
	Percentage (%)	(Rs in Millions)
Profit before tax		(0.02)
Tax using the Company's domestic tax rate	25.17%	(0.01)
Effect of:		
Non deductible expenses	-25.17%	0.01
Effective tax rate	0.00%	-

13. Trade payables

(Rs in Millions)

	As at As at 31 March 2023	As at 31 March 2022
- Total outstanding dues to MSME	-	-
- Total outstanding dues to creditors other than MSME	1,893.09	336.65
	1,893.09	336.65

Ageing Schedule of Trade Payable

Particulars	Outstanding for the following periods from the due date of payment					Total
	Not Due	<1 year	1-2 Years	2-3 Years	Morethan 3 years	
As at As at As at 31 March 2023						
Micro Small Medium Enterprises						
- Undisputed Dues	-	-	-	-	-	-
- Disputed dues	-	-	-	-	-	-
Other than Micro Small Medium Enterprises						
- Undisputed Dues						
- Related parties	1,512.85	379.69	-	-	-	1,892.54
- Others	0.55	-	-	-	-	0.55
- Disputed dues	-	-	-	-	-	-
As at As at 31 Mar 2022						
Micro Small Medium Enterprises						
- Undisputed Dues	-	-	-	-	-	-
- Disputed dues	-	-	-	-	-	-
Other than Micro Small Medium Enterprises						
- Undisputed Dues						
- Related parties	336.63	-	-	-	-	336.63
- Others	0.02	-	-	-	-	0.02
- Disputed dues	-	-	-	-	-	-

14. Other current liabilities

(Rs in Millions)

	As at As at 31 March 2023	As at 31 March 2022
Statutory liabilities	30.33	6.87
	30.33	6.87

15 Revenue from contracts with customers

(INR in Millions)

	Year ended 31 Mar 2023	Year ended 31 March 2022
Rendering of services		
Revenue from service concession activity	2,445.15	343.50
Interest income-service concession activity	-	-
	2,445.15	343.50

16. Construction Cost

(INR in Millions)

	Year ended 31 Mar 2023	Year ended 31 March 2022
Constructions costs under Service Concession Arrangement	2,298.48	343.50
	2,298.48	343.50

17 Finance costs

(INR in Millions)

	Year ended 31 Mar 2023	Year ended 31 March 2022
Interest expense		
- Intercompany Deposit	0.96	-
- Others	0.39	-
Other borrowing costs	0.00	-
	1.35	-

18 Other expenses

(INR in Millions)

	Year ended 31 Mar 2023	Year ended 31 March 2022
Insurance	1.74	-
Rates and taxes	0.04	0.00
Professional consultancy charges	0.51	-
Audit fee (refer (i) below)	0.58	0.02
	2.87	0.02

(i) Payment to auditors(including indirect taxes as applicable)

(INR in Millions)

	Year ended 31 Mar 2023	Year ended 31 March 2022
As Auditor		
- Statutory audit	0.58	0.02
- Other services	-	-
	0.58	0.02

19. Capital management

The Company's policy is to maintain a strong capital base so as to safeguard its ability to continue as a going concern, so that it can continue to provide returns for shareholders and benefits for other stakeholders and for the future development of the Company. In order to maintain or achieve an optimal capital structure, the Company may adjust the amount of dividend payment, return on capital to shareholders or issue of new shares.

The Company's adjusted net debt to equity ratio at 31 March 2023 was as follows:

	(Rs in Millions)	
	As at 31 March 2023	As at 31 March 2022
Total liabilities	28.05	-
Less: cash and cash equivalents	(1.40)	(0.50)
Adjusted net debt	26.65	(0.50)
Total equity	107.08	0.48
Adjusted equity	107.08	0.48
Adjusted net debt to adjusted equity ratio	0.25	(1.04)

20. Earnings per share

Basic earnings per share is calculated by dividing:

- the profit attributable to owners of the group
- by the weighted average number of equity shares outstanding during the financial year, adjusted for bonus elements in equity shares issued during the year and excluding treasury shares

	(Rs in Millions)	
	Year ended 31 March 2023	Year ended 31 March 2022
i. Profit (loss) attributable to equity shareholders(basic)	142.45	(0.02)
ii. Weighted average number of equity shares (basic)	0.05	0.05
Basic EPS	2,848.91	(0.41)
i. Profit (loss) attributable to equity shareholders(diluted)	142.45	(0.02)
ii. Weighted average number of equity shares (diluted)	0.05	0.05
Diluted EPS	2,848.91	(0.41)

21. Financial instruments - Fair values and risk management

A. Accounting classifications and fair values

The carrying amounts of financial assets and liabilities recognized in the financial statements approximate their fair values and hence no further details about the fair value measurements including their levels in the fair value hierarchy is not given. No assets and liabilities are measured at fair value.

The following table shows the carrying amounts and fair values of financial assets and financial liabilities:

As at 31 March 2023			
	(Rs in Millions)		
	Carrying amount		
	Other financial assets -amortised cost	Other financial liabilities - amortised cost	Total carrying amount
Financial assets not measured at fair value			
Loans	-	-	-
Receivables from grantor under SCA	2,066.13	-	2,066.13
Security deposits	91.77	-	91.77
Cash and cash equivalents	1.40	-	1.40
	2,159.30	-	2,159.30
Financial liabilities not measured at fair value			
Loans from related parties	-	28.05	28.05
Optionally convertible preference shares	-	-	-
Security deposits	-	105.79	105.79
Trade payables	-	1,893.09	1,893.09
	-	2,026.93	2,026.93

As at 31 March 2022			
	(Rs in Millions)		
	Carrying amount		
	Other financial assets -amortised cost	Other financial liabilities - amortised cost	Total carrying amount
Financial assets not measured at fair value			
Loans	-	-	-
Receivables from grantor under SCA	343.50	-	343.50
Security deposits	-	-	-
Cash and cash equivalents	0.50	-	0.50
	344.00	-	344.00
Financial liabilities not measured at fair value			
Loans from related parties	-	-	-
Security deposits	-	-	-
Trade payables	-	336.65	336.65
	-	336.65	336.65

B. Financial risk management

The Company has exposure to the following risks arising from financial instruments:

- a) credit risk
- b) liquidity risk
- c) market risk

i) Risk management framework

The Company's board of directors has overall responsibility for the establishment and oversight of the Company's risk management framework. The Company's risk management policies are established to identify and analyse the risks faced by the Company, to set appropriate risk limits and controls and to monitor risks and adherence to limits. Risk management policies and systems are reviewed regularly to reflect changes in market conditions and the Company's activities. The Company, through its training and management standards and procedures, aims to maintain a disciplined and constructive control environment in which all employees understand their roles and obligations.

The Company's Board oversees how management monitors compliance with the Company's risk management policies and procedures, and reviews the adequacy of the risk management framework in relation to the risks faced by the Company. The Board is assisted in its oversight role by internal audit. Internal audit undertakes both regular and ad hoc reviews of risk management controls and procedures, the results of which are reported to the Board.

21. Financial instruments - Fair values and risk management (continued)

B. Financial risk management

ii) Credit risk

Credit risk is the risk of financial loss to the Company if a customer or counterparty to a financial instrument fails to meet its contractual obligations, and arises principally from the Company's receivables from customers; loans and investments in debt securities

The carrying amounts of financial assets represent the maximum credit risk exposure.

Trade receivables and loans

The Company's exposure to credit risk is influenced mainly by the individual characteristics of each customer. However, management also considers the factors that may influence the credit risk of its customer base, including the default risk associated with the industry in which customers operate.

Cash and cash equivalents

The Company holds cash and cash equivalents of INR 1.40 Millions (INR 0.50 millions at 31 March 2022) at 31 March 2023. The credit risk on liquid funds is limited because the counterparties are banks with high credit ratings assigned by international credit rating agencies.

iii) Liquidity risk

Liquidity risk is the risk that the Company will encounter difficulty in meeting the obligations associated with its financial liabilities that are settled by delivering cash or another financial asset. The Company's approach to managing liquidity is to ensure, as far as possible, that it will have sufficient liquidity to meet its liabilities when they are due, under both normal and stressed conditions, without incurring unacceptable losses or risking damage to the Company's reputation. The Company uses activity-based costing to cost its products and services, which assists it in monitoring cash flow requirements and optimising its cash return on investments.

Exposure to liquidity risk

The following are the remaining contractual maturities of financial liabilities at the reporting date. The amounts are gross and undiscounted, and include contractual interest payments and exclude the impact of netting agreements

As at 31 March 2023

		(Rs in Millions)					
		Contractual Cash flows					
	Carrying Amount	Total	6 months or less	6-12 months	1-2 Years	2-5 Years	More than 5 years
Non-derivative financial liabilities							
Borrowings	28.05	28.05	-	-	28.05	-	-
Security deposits	105.79	105.79	-	-	105.79	-	-
Trade payables	1,893.09	1,893.09	1,893.09	-	-	-	-
	2,026.93	2,026.93	1,893.09	-	133.84	-	-

As at 31 March 2022

		(Rs in Millions)					
		Contractual Cash flows					
	Carrying Amount	Total	6 months or less	6-12 months	1-2 Years	2-5 Years	More than 5 years
Non-derivative financial liabilities							
Borrowings	-	-	-	-	-	-	-
Security deposits	-	-	-	-	-	-	-
Trade payables	336.65	336.65	336.65	-	-	-	-
	336.65	336.65	336.65	-	-	-	-

iv) Market risk

Market risk is the risk that changes in market prices – such as foreign exchange rates, interest rates and equity prices – will affect the Company's income or the value of its holdings of financial instruments. The objective of market risk management is to manage and control market risk exposures within acceptable parameters, while optimising the return.

Interest rate risk

The Company adopts a policy of ensuring that between 80% and 90% of its interest rate risk exposure is at a fixed rate. This is achieved partly by entering into fixed-rate instruments and partly by borrowing at a floating rate instruments.

22 Significant accounting judgement, estimates and assumptions

The preparation of the financial statements requires management to make judgements, estimates and assumptions that affect the reported amounts of revenues, expenses, assets and liabilities, and the accompanying disclosures, and the disclosure of contingent liabilities. Uncertainty about these assumptions and estimates could result in outcomes that require a material adjustment to the carrying amount of assets or liabilities affected in future years.

Taxes

Significant management judgement is required to determine the amount of deferred tax assets that can be recognised, based upon the likely timing and the level of future taxable profits together with future tax planning strategies.

23 Related party transactions

A. List of related parties and nature of relationship

S. No.	Name of the related party	Nature of relationship
1	Ramky Infrastructure Limited	Holding Company
2	P Ravi Prasad	Key Managerial Person
3	M. Divakar	Key Managerial Person
4	Y R Nagaraja	Key Managerial Person

B. Transactions with related parties during the year ended

(Rs in Millions)

S. No.	Name of the related party	Nature of transactions	31 March 2023	31 March 2022
1	Ramky Infrastructure Limited	Equity share capital	-	0.50
		Constructions costs under SCA	2,298.48	343.50
		Security Deposit received	105.79	-
		Unsecured Loan Taken	27.18	-
		Interest Expense	0.96	-

C. Balance outstanding at the end of the year

(Rs in Millions)

S. No.	Name of the related party	Nature of transactions	31 March 2023	31 March 2022
1	Ramky Infrastructure Limited	Equity share capital	0.50	0.50
		Trade payables	1,892.54	336.63
		Security Deposit received	105.79	-
		Unsecured Loan taken	28.05	-

Notes to the Financial statements for the year ended 31 March 2023

24 Ratio Analysis and its elements

Ratio	Numerator	Denominator	31 March 2023	31 March 2022	% change	Reason for variance
Current ratio	Current Assets	Current Liabilities	0.26	0.00	17669.96%	Refer note (i) below
Debt- Equity Ratio	Total Debt	Shareholder's Equity	0.26	0.00	0.00%	Refer note (ii) below
Debt Service Coverage ratio	Earnings for debt service = Net profit after taxes + Non-cash operating expenses	Debt service = Interest & Lease Payments + Principal Repayments	0.00	0.00	0.00%	
Return on Equity ratio	Net Profits after taxes - Preference Dividend	Average Shareholder's Equity	198.21%	-8.48%	-2437.55%	Refer note (i) below
Inventory Turnover ratio	Cost of goods sold	Average Inventory	0.00	0.00	0.00%	
Trade Receivable Turnover Ratio	Net credit sales = Gross credit sales - sales return	Average Trade Receivable	0.00	0.00	0.00%	
Trade Payable Turnover Ratio	Net credit purchases = Gross credit purchases - purchase return	Average Trade Payables	2.06	2.04	1.15%	
Net Capital Turnover Ratio	Net sales = Total sales - sales return	Working capital = Current assets - Current liabilities	-1.72	-1.00	71.36%	Refer note (iii) below
Net Profit ratio	Net Profit	Net sales = Total sales - sales return	4.36%	-0.01%	-73682.88%	Refer note (i) below
Return on Capital Employed	Earnings before interest and taxes	Capital Employed = Tangible Net Worth + Total Debt + Deferred Tax Liability	106.13%	-4.24%	-2603.25%	Refer note (i) below

- (i) Increase in operations resulted change in the ratio.
(ii) Increase in Inter corporate deposit from holding company.
(iii) Due to increase in current year turnover, and decrease in working capital resulted change in the ratio.

25 Service concession arrangement

The Company has entered into a service concession arrangement with Hyderabad Metropolitan Water supply and Sewerage Board for construction, operation and management of 6 STPs of 480.50 MLD capacity (Decentralized) along South of Musi under Sewerage Improvement Project of Sewerage Master Plan of Hyderabad Urban Agglomeration and allied works under Hybrid Annuity Mode of contract including O&M for 15 years.

During the year, the Company has recorded revenue of Rs.2,445.15 Millions (INR 343.50 Millions for FY 2021-22) as construction income. Financial asset of Rs.2066.13 Millions (INR 342.50 Millions as at 31st March 2022) has been recognised as at 31st March 2023.

26. There are no dues to the Micro, Small and Medium Enterprises as on 31-03-2023.

27. (a) The Company do not have any Benami property, where any proceeding has been initiated or pending against the Company for holding any Benami property.

(b) Transactions with struck off companies: Nil

(c) The Company do not have any charges or satisfaction which is yet to be registered with ROC beyond the statutory period.

(d) The Company have not traded or invested in Crypto currency or Virtual Currency during the financial year.

(e) The Company have not advanced or loaned or invested funds to any other persons or entities, including foreign entities (Intermediaries) with the understanding that the Intermediary shall: directly or indirectly lend or invest in other persons or entities identified in any manner whatsoever by or on behalf of the company (Ultimate Beneficiaries) or

The Company have not received any fund from any persons or entities, including foreign entities (Funding Party) with the understanding (whether recorded in writing or otherwise) that the Company shall: (i) directly or indirectly lend or invest in other persons or entities identified in any manner whatsoever by or on behalf of the Funding Party (Ultimate Beneficiaries) or (ii) provide any guarantee, security or the like on behalf of the Ultimate Beneficiaries.

(f) The Company have not any such transaction which is not recorded in the books of accounts that has been surrendered or disclosed as income during the year in the tax assessments under the Income Tax Act, 1961 (such as, search or survey or any other relevant provisions of the Income Tax Act, 1961.

(g) The Company has not been declared wilful defaulter by any bank or financial institution or government or any government authority.

28. Balances in respect of Creditors, receivables and various Advances are subject to confirmation from the respective parties.

29. Previous year figures have been regrouped / rearranged wherever necessary to confirm the current year classification.

As per our report attached of even date.

For A B V & Associates

Chartered Accountants

Firm Registration No. 0049375



A.S.Naidu

Partner

Membership Number : 208582

UDIN: 23208582BGSLHM1081

Place : Hyderabad

Date : 23rd May 2023



For and on behalf of the Board of Directors of
Hyderabad STPS' Limited



Divakar Marri

Director

DIN:06865376

P Ravi Prasad

Director

DIN:07872103

